

**CONSTRUCTION, FORESTRY, MARITIME, MINING AND ENERGY UNION – MINING AND  
ENERGY DIVISION (QUEENSLAND DISTRICT BRANCH)**

**ABN 73 089 711 903**

**FINANCIAL STATEMENTS**

**FOR THE YEAR ENDED 30 JUNE 2023**

## CONTENTS

	<b>Page No</b>
Committee of Management's Operating Report.....	3
Committee of Management Statement.....	6
Independent Audit Report.....	7
Statement of Comprehensive Income .....	10
Statement of Financial Position .....	11
Statement of Changes in Equity .....	12
Statement of Cash Flows .....	13
Statement Required under Subsection 255(2A) of the <i>Fair Work (Registered Organisations) Act 2009</i>	14
Notes to the Financial Statements.....	15
Officer's Declaration Statement.....	61

**CONSTRUCTION, FORESTRY, MARITIME, MINING AND ENERGY UNION – MINING AND ENERGY DIVISION (QUEENSLAND DISTRICT BRANCH)**

**COMMITTEE OF MANAGEMENT'S OPERATING REPORT**

**FOR THE YEAR ENDED 30 JUNE 2023**

**Operating Report**

In accordance with section 254 of the *Fair Work (Registered Organisations) Act 2009* ("Act") the Committee of Management ("the Committee") presents its Operating Report on the Construction, Forestry, Maritime, Mining and Energy Union – Mining and Energy Division (Queensland District Branch) ("the Branch"), for the year ended 30 June 2023.

**Principal Activities**

The principal activity of the Construction, Forestry, Maritime, Mining and Energy Union – Mining and Energy Division (Queensland District Branch) is to uphold the rights of organisation of labour and to improve, protect and foster the best interest of its members and to subscribe to and/ or co-operate with policy of improving the cultural and living standards of its members. The Branch maintains living standards of its members through enterprise bargaining and industrial representation on behalf its members.

**Operating Results**

The surplus for the financial year amounted to \$1,641,790. Matters which contributed to this result include:

1. Membership income increased by \$320,805 (or 2.55%) to \$12,885,889.
2. Employee expenses increased by \$457,938 (or 9.92%) to \$5,074,737.
3. Increase in legal expenditure of \$281,163 (or 43.61%) to \$925,837 as the Branch vigorously defends members industrial rights and the Branch.
4. Increase in overall operating expenditure as operating costs have increased at a significantly faster pace than revenues.

No provision for tax was necessary as the Branch is considered exempt.

**Significant Changes in Financial Affairs**

A review of the operations of the Branch during the financial year found that there was no significant change in the financial affairs of the Branch's operations during the year.

**CONSTRUCTION, FORESTRY, MARITIME, MINING AND ENERGY UNION – MINING AND ENERGY DIVISION (QUEENSLAND DISTRICT BRANCH)**

**COMMITTEE OF MANAGEMENT'S OPERATING REPORT (CONTINUED)**

**FOR THE YEAR ENDED 30 JUNE 2023**

**Members Right to Resign**

A member may resign from the Branch by written notice addressed and delivered to the Secretary of the Branch in which membership is held.

**Membership of the Branch**

Total number of members as at 30 June 2023: 7,716.

**Employees of the Branch**

The number of persons who were, at the end of the period to which the report relates, employees of the Branch, where the number of employees includes both full-time and part-time employees measured on a full-time equivalent basis is 23.06.

**Members of the Committee of Management**

The name of each person who has been a member of the Committee of Management of the Branch at any time during the reporting period, and the period for which he or she held such a position is as follows:

<b>Name</b>	<b>Period of Appointment</b>	<b>Position</b>
Stephen Smyth	01/07/22 – 30/06/23	District President
Mitch Hughes	01/07/22 – 30/06/23	District Senior Vice President
Glenn Power	01/07/22 – 30/06/23	District Secretary
Shane Barker	01/07/22 – 15/06/23	Division 1
Brodie Brunner	01/07/22 – 30/06/23	Division 2
Russell Herdman	01/07/22 – 30/06/23	Division 3
Fredrick (Rick) Hibble	01/07/22 – 01/12/22	Division 4
David Wieden	01/04/23 – 30/06/23	Division 4
Michael Howells	01/07/22 – 30/06/23	Division 5
Adam Hammett	01/10/22 – 30/06/23	Division 6
Mark Zerner	01/07/22 – 30/06/23	Division 7
Grant Hedley	01/07/22 – 06/03/23	Central Councillor
Health Timmins	01/07/22 – 30/06/23	Central Councillor
George (Jeff) Pearce	01/07/22 – 30/06/23	Central Councillor

**CONSTRUCTION, FORESTRY, MARITIME, MINING AND ENERGY UNION – MINING AND ENERGY DIVISION (QUEENSLAND DISTRICT BRANCH)**

**COMMITTEE OF MANAGEMENT'S OPERATING REPORT (CONTINUED)**

**FOR THE YEAR ENDED 30 JUNE 2023**

**Wages Recovery Activity**

The Branch continuously undertakes recovery of wages on behalf of members. It is Branch policy that any successful wage recovery from employers is paid directly to those effected members. As a result, no wage recovery activity is accounted through via the Branch's bank accounts and therefore not reflected in these financial statements.

**Officers or Members who are Superannuation Fund Trustees/ Directors of a Company that is a Superannuation Fund Trustee**

There were no officers or members of the Branch who held a position of trustee or director of an entity, scheme or company as described in s.254 (2) (d) of the *Fair Work (Registered Organisations) Act 2009*, where a criterion of such entity is that the holder of such position must be a member or official of a registered organisation.

This report is made in accordance with a resolution of the Committee of Management and is signed for and on behalf of the Committee of Management by:

  
.....  
Glenn Power  
District Secretary

20 November 2023

Brisbane

**CONSTRUCTION, FORESTRY, MARITIME, MINING AND ENERGY UNION – MINING AND ENERGY DIVISION (QUEENSLAND DISTRICT BRANCH)**

**COMMITTEE OF MANAGEMENT STATEMENT**

**FOR THE YEAR ENDED 30 JUNE 2023**

On 20 November 2023, the Committee of Management of the Branch passed the following resolution to the General Purpose Financial Report (GPFR) of the reporting unit for the financial year ended 30 June 2023.

The Committee of Management declares in relation to the GPFR that in its opinion:

- (a) the financial statements and notes comply with the Australian Accounting Standards;
- (b) the financial statements and notes comply with any other requirements imposed by the Reporting Guidelines or Part 3 of Chapter 8 of the *Fair Work (Registered Organisations) Act 2009* (the RO Act);
- (c) the financial statements and notes give a true and fair view of the financial performance, financial position and cash flows of the Branch for the financial year to which they relate;
- (d) there are reasonable grounds to believe that the Branch will be able to pay its debts as and when they become due and payable; and
- (e) during the financial year to which the GPFR relates and since the end of that year:
  - i. meetings of the Committee of Management were held in accordance with the rules of the organisation and the rules of the Branch concerned; and
  - ii. the financial affairs of the Branch have been managed in accordance with the rules of the organisation, including the rules of the branch concerned; and
  - iii. the financial records of the Branch have been kept and maintained in accordance with the *RO Act*; and
  - iv. where the organisation consists of two or more reporting units, the financial records of the reporting unit have been kept, as far as practicable, in a consistent manner to each of the other reporting units of the organisation; and
  - v. where information has been sought in any request of a member of the reporting unit or General Manager duly made under section 272 of the RO Act, that information has been provided to the member or General Manager; and
  - vi. where any order for inspection of financial records made by the Fair Work Commission under section 273 of the RO Act, there has been compliance.

This declaration is made in accordance with a resolution of the Committee of Management.

**Name of Designated Officer:** Glenn Power

**Title of Designated Officer:** District Secretary

**Signature:**



**Date:**

20 November 2023

## Independent Audit Report to the Members of the Construction, Forestry, Maritime, Mining and Energy Union – Mining and Energy Division (Queensland District Branch)

### Report on the Audit of the Financial Report Opinion

We have audited the financial report of the Construction, Forestry, Maritime, Mining and Energy Union – Mining and Energy Division (Queensland District Branch) (the Branch), which comprises the statement of financial position as at 30 June 2023, the statement of comprehensive income, statement of changes in equity and statement of cash flows for the year ended, notes to the financial statements, including a summary of significant accounting policies, the Committee of Management Statement and the subsection 255(2A) report and the Officer Declaration Statement.

In our opinion, the accompanying financial report presents fairly, in all material aspects, the financial position of the Construction, Forestry, Maritime, Mining and Energy Union – Mining and Energy Division (Queensland District Branch) as at 30 June 2023, and its financial performance and its cash flows for the year ended on that date in accordance with:

- a) the Australian Accounting Standards; and
- b) any other requirements imposed by the Reporting Guidelines or Part 3 of Chapter 8 of the *Fair Work (Registered Organisations) Act 2009* (the RO Act).

We declare that management's use of the going concern basis in the preparation of the financial statements of the Branch is appropriate.

#### Basis for Opinion

We conducted our audit in accordance with Australian Auditing Standards. Our responsibilities under those standards are further described in the *Auditor's Responsibilities for the Audit of the Financial Report* section of our report. We are independent of the Branch in accordance with the ethical requirements of the Accounting Professional and Ethical Standards Board's APES 110 *Code of Ethics for Professional Accountants* (the Code) that are relevant to our audit of the financial report in Australia. We have also fulfilled our other ethical responsibilities in accordance with the Code.

We believe that the audit evidence we have obtained is sufficient and appropriate to provide a basis for our opinion.

#### Information Other than the Financial Report and Auditor's Report Thereon

The Committee of Management is responsible for the other information. The other information obtained at the date of this auditor's report is in the Operating Report accompanying the financial report.

Our opinion on the financial report does not cover the other information and accordingly we do not express any form of assurance conclusion thereon.

In connection with our audit of the financial report, our responsibility is to read the other information and, in doing so, consider whether the other information is materially inconsistent with the financial report or my knowledge obtained in the audit or otherwise appears to be materially misstated. If, based on the work we have performed, we conclude that there is a material misstatement of this other information, we are required to report that fact. We have nothing to report in this regard.

## **Responsibilities of Committee of Management for the Financial Report**

The Committee of Management of the Branch is responsible for the preparation of the financial report that gives a true and fair view in accordance with Australian Accounting Standards and the RO Act, and for such internal control as the Committee of Management determine is necessary to enable the preparation of the financial report that gives a true and fair view and is free from material misstatement, whether due to fraud or error.

In preparing the financial report, the Committee of Management is responsible for assessing the Branch's ability to continue as a going concern, disclosing, as applicable, matters related to going concern and using the going concern basis of accounting unless the Committee of Management either intend to liquidate the Branch or to cease operations, or have no realistic alternative but to do so.

## **Auditor's Responsibilities for the Audit of the Financial Report**

Our objective is to obtain reasonable assurance about whether the financial report as a whole is free from material misstatement, whether due to fraud or error, and to issue an auditor's report that includes my opinion. Reasonable assurance is a high level of assurance, but is not a guarantee that an audit conducted in accordance with Australian Auditing Standards will always detect a material misstatement when it exists. Misstatements can arise from fraud or error and are considered material if, individually or in the aggregate, they could reasonably be expected to influence the economic decisions of users taken on the basis of the financial report.

As part of an audit in accordance with the Australian Auditing Standards, we exercise professional judgement and maintain professional scepticism throughout the audit. We also:

- Identify and assess the risks of material misstatement of the financial report, whether due to fraud or error, design and perform audit procedures responsive to those risks, and obtain audit evidence that is sufficient and appropriate to provide a basis for my opinion. The risk of not detecting a material misstatement resulting from fraud is higher than for one resulting from error, as fraud may involve collusion, forgery, intentional omissions, misrepresentations, or the override of internal control.
- Obtain an understanding of internal control relevant to the audit in order to design audit procedures that are appropriate in the circumstances, but not for the purpose of expressing an opinion on the effectiveness of the Branch's internal control.
- Evaluate the appropriateness of accounting policies used and the reasonableness of accounting estimates and related disclosures made by the Committee of Management.
- Conclude on the appropriateness of the Committee of Management's use of the going concern basis of accounting and, based on the audit evidence obtained, whether a material uncertainty exists related to events or conditions that may cast significant doubt on the Branch's ability to continue as a going concern. If we conclude that a material uncertainty exists, we are required to draw attention in our auditor's report to the related disclosures in the financial report or, if such disclosures are inadequate, to modify our opinion. Our conclusions are based on the audit evidence obtained up to the date of our auditor's report. However, future events or conditions may cause the Branch to cease to continue as a going concern.
- Evaluate the overall presentation, structure and content of the financial report, including the disclosures, and whether the financial report represents the underlying transactions and events in a manner that achieves fair presentation.
- Obtain sufficient appropriate audit evidence regarding the financial information of the entities or business activities within the Branch to express an opinion on the financial report. We are responsible for the direction, supervision and performance of the Branch's audit. We remain solely responsible for our audit opinion.



## **Auditor's Responsibilities for the Audit of the Financial Report (Continued)**

We communicate with the Committee of Management regarding, among other matters, the planned scope and timing of the audit and significant audit findings, including any significant deficiencies in internal control that we identify during our audit.

### **Declaration**

I declare that I am an approved auditor, a member of Chartered Accountants Australia and New Zealand and hold a current Public Practice Certificate.

M.C.I

**MGI Audit Pty Ltd**



**G I Kent**

Director – Audit & Assurance

Brisbane

20 November 2023

Registration number (as registered by the General Manager under the RO Act): AA2017/2

**CONSTRUCTION, FORESTRY, MARITIME, MINING AND ENERGY UNION – MINING AND ENERGY DIVISION (QUEENSLAND DISTRICT BRANCH)  
STATEMENT OF COMPREHENSIVE INCOME  
FOR THE YEAR ENDED 30 JUNE 2023**

		2023	2022
	Notes	\$	\$
<b>Revenue from contracts with customers</b>	3		
Membership subscription		12,885,889	12,565,084
Levies	3A	542,361	716,040
<b>Total revenue from contracts with customers</b>		<u>13,428,250</u>	<u>13,281,124</u>
<b>Other revenue</b>			
Rental income		194,212	169,847
Investment income	3B	400,645	129,467
Grants or donations	3C	40,148	12,634
Other revenue	3D	534,581	2,457,445
Gain on sale of property, plant and equipment		57,219	17,301
<b>Total other revenue</b>		<u>1,226,805</u>	<u>2,786,694</u>
<b>Total revenue</b>		<u>14,655,055</u>	<u>16,067,818</u>
<b>Expenses</b>			
Employee expenses	4A	(5,074,737)	(4,616,799)
Capitation fees	4B	(2,159,383)	(2,161,240)
Affiliation fees	4C	(58,820)	(55,950)
Administration expenses	4D	(1,228,412)	(962,863)
Grants or donations	4E	(287,063)	(451,285)
Depreciation and amortisation	4F	(563,281)	(502,103)
Legal costs	4G	(925,837)	(644,674)
Auditors Remuneration	14	(84,900)	(42,400)
Telephone and IT expenses		(147,349)	(153,903)
Purchases - merchandise		(345,567)	(292,532)
Finance Costs	4H	(67,751)	(80,707)
Other expenses	4I	(1,998,503)	(1,553,724)
Unrealised loss on revaluation of investment portfolio		(71,662)	(325,642)
<b>Total expenses</b>		<u>(13,013,265)</u>	<u>(11,843,822)</u>
<b>Surplus for the year</b>		<u>1,641,790</u>	<u>4,223,996</u>
<b>Other comprehensive income</b>			
Revaluation of land and buildings		255,284	-
<b>Total comprehensive income for the year</b>		<u>1,897,074</u>	<u>4,223,996</u>

The above statement should be read in conjunction with the notes.

**CONSTRUCTION, FORESTRY, MARITIME, MINING AND ENERGY UNION – MINING AND ENERGY DIVISION (QUEENSLAND DISTRICT BRANCH)**  
**STATEMENT OF FINANCIAL POSITION**  
**AS AT 30 JUNE 2023**

		2023	2022
	Notes	\$	\$
<b>ASSETS</b>			
<b>Current Assets</b>			
Cash and cash equivalents	5A	<b>15,927,034</b>	14,307,689
Trade and other receivables	5B	<b>306,667</b>	140,095
Investments	5C	<b>2,899,747</b>	2,893,955
Other current assets		<b>10,542</b>	-
<b>Total current assets</b>		<b>19,143,990</b>	17,341,739
<b>Non-Current Assets</b>			
Land and buildings	6A	<b>2,382,538</b>	2,291,918
Leasehold improvements	6B	<b>12,835</b>	26,699
Plant and equipment	6C	<b>1,147,281</b>	586,873
Motor vehicles	6D	<b>403,197</b>	293,135
Intangible assets	6E	-	-
Other investments	6F	<b>79,189</b>	79,189
<b>Total non-current assets</b>		<b>4,025,040</b>	3,277,814
<b>Total assets</b>		<b>23,169,030</b>	20,619,553
<b>LIABILITIES</b>			
<b>Current Liabilities</b>			
Trade payables	7A	<b>1,033,769</b>	884,167
Other payables	7B	<b>264,059</b>	246,835
Employee provisions	8A	<b>1,952,109</b>	1,908,097
Lease liabilities	9A	<b>295,063</b>	304,724
<b>Total current liabilities</b>		<b>3,545,000</b>	3,343,823
<b>Non-Current Liabilities</b>			
Employee provisions	8A	<b>53,211</b>	33,586
Lease liabilities	9A	<b>872,407</b>	440,806
<b>Total non-current liabilities</b>		<b>925,618</b>	474,392
<b>Total liabilities</b>		<b>4,470,618</b>	3,818,215
<b>Net assets</b>		<b>18,698,412</b>	16,801,338
<b>EQUITY</b>			
Reserves	10	<b>483,784</b>	228,500
Retained earnings		<b>18,214,628</b>	16,572,838
<b>Total equity</b>		<b>18,698,412</b>	16,801,338

The above statement should be read in conjunction with the notes.

**CONSTRUCTION, FORESTRY, MARITIME, MINING AND ENERGY UNION – MINING AND ENERGY DIVISION (QUEENSLAND DISTRICT BRANCH)  
STATEMENT OF CHANGES IN EQUITY  
FOR THE YEAR ENDED 30 JUNE 2023**

	Notes	Asset Revaluation Reserve \$	Retained earnings \$	Total equity \$
<b>Balance as at 1 July 2021</b>		228,500	12,348,842	12,577,342
Surplus for the year		-	4,223,996	4,223,996
Other comprehensive income		-	-	-
<b>Closing balance as at 30 June 2022</b>		228,500	16,572,838	16,801,338
Surplus for the year		-	1,641,790	1,641,790
Other comprehensive income		255,284	-	255,284
<b>Closing balance as at 30 June 2023</b>		483,784	18,214,628	18,698,412

The above statement should be read in conjunction with the notes.

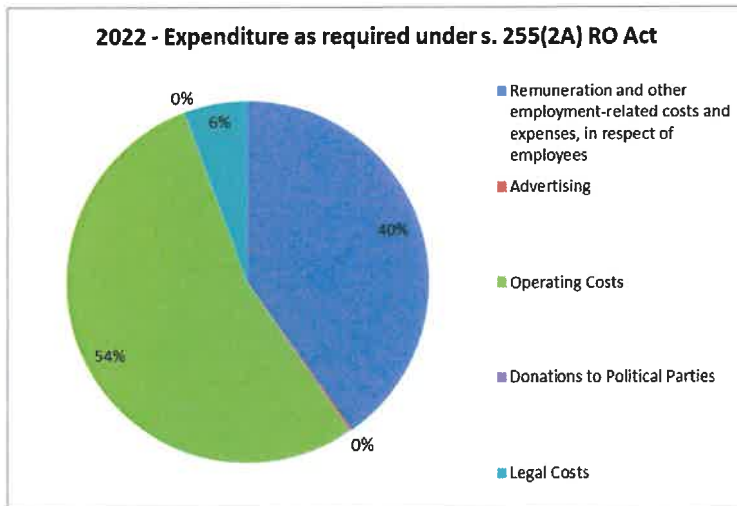
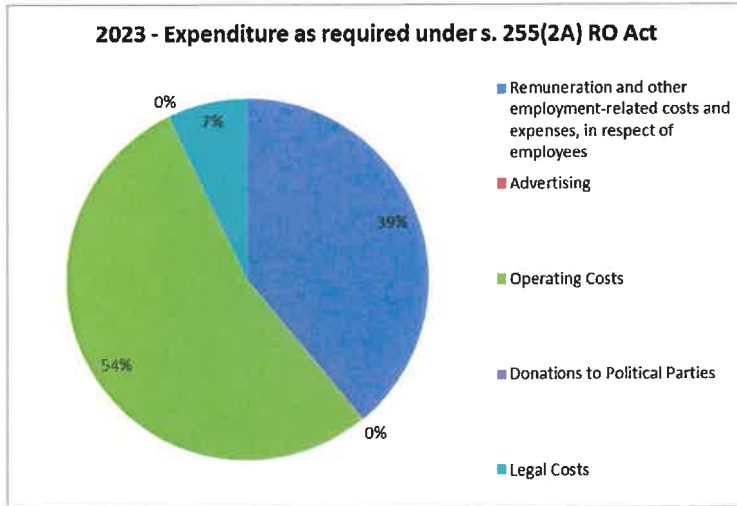
**CONSTRUCTION, FORESTRY, MARITIME, MINING AND ENERGY UNION – MINING AND ENERGY DIVISION (QUEENSLAND DISTRICT BRANCH)  
STATEMENT OF CASH FLOWS  
FOR THE YEAR ENDED 30 JUNE 2023**


	Notes	2023 \$	2022 \$
<b>OPERATING ACTIVITIES</b>			
<b>Cash received</b>			
Receipts from other reporting units	11B	193,829	116,526
Receipts from members and other customers		15,139,931	14,803,870
Investment income received		317,263	126,811
		<u>15,651,023</u>	<u>15,047,207</u>
<b>Cash used</b>			
Employees and suppliers		(8,677,402)	(8,085,991)
Payment to other reporting units	11B	(4,605,342)	(4,148,131)
		<u>(13,282,744)</u>	<u>(12,234,122)</u>
<b>Net cash provided by operating activities</b>		<u>2,368,279</u>	<u>2,813,085</u>
<b>INVESTING ACTIVITIES</b>			
Payments for property, plant and equipment		(437,559)	(172,774)
Proceeds from sale of property, plant and equipment		187,728	52,563
Payments of investments		(77,454)	(79,953)
<b>Net cash used in investing activities</b>		<u>(327,285)</u>	<u>(200,164)</u>
<b>FINANCING ACTIVITIES</b>			
Repayment of borrowings by members		4,140	19,360
Loans to members		(31,805)	(17,250)
Repayment of leases		(393,984)	(360,619)
<b>Net cash used in financing activities</b>		<u>(421,649)</u>	<u>(358,509)</u>
<b>Net increase in cash held</b>		<u>1,619,345</u>	<u>2,254,412</u>
Cash & cash equivalents at the beginning of the reporting period		<u>14,307,689</u>	<u>12,053,277</u>
<b>Cash &amp; cash equivalents at the end of the reporting period</b>	5A	<u>15,927,034</u>	<u>14,307,689</u>

The above statement should be read in conjunction with the notes.

**CONSTRUCTION, FORESTRY, MARITIME, MINING AND ENERGY UNION – MINING AND ENERGY DIVISION (QUEENSLAND DISTRICT BRANCH)  
 REPORT REQUIRED UNDER SUBSECTION 255(2A) OF THE FAIR WORK (REGISTERED ORGANISATIONS) ACT 2009  
 FOR THE YEAR ENDED 30 JUNE 2023**

The Committee of Management presents the expenditure report as required under subsection 255(2A) of the *Fair Work (Registered Organisations) Act 2009* on the Branch for the year ended 30 June 2023:



  
 Glenn Power  
 District Secretary

20 November 2023

Brisbane

**CONSTRUCTION, FORESTRY, MARITIME, MINING AND ENERGY UNION – MINING AND ENERGY DIVISION (QUEENSLAND DISTRICT BRANCH)**

**NOTES TO THE FINANCIAL STATEMENTS  
FOR THE YEAR ENDED 30 JUNE 2023**

**Index to the Notes of the Financial Statements**

Note 1	Summary of significant accounting policies
Note 2	Events after the reporting period
Note 3	Revenue and income
Note 4	Expenses
Note 5	Current assets
Note 6	Non-current assets
Note 7	Current liabilities
Note 8	Provisions
Note 9	Borrowings
Note 10	Reserves
Note 11	Cash flow
Note 12	Contingent liabilities, assets and commitments
Note 13	Related party disclosures
Note 14	Remuneration of auditors
Note 15	Financial instruments
Note 16	Fair value measurements
Note 17	Section 272 <i>Fair Work (Registered Organisations) Act 2009</i>
Note 18	Branch details
Note 19	Segment information

**CONSTRUCTION, FORESTRY, MARITIME, MINING AND ENERGY UNION – MINING AND ENERGY DIVISION (QUEENSLAND DISTRICT BRANCH)**

**NOTES TO THE FINANCIAL STATEMENTS  
FOR THE YEAR ENDED 30 JUNE 2023**

**Note 1 Summary of significant accounting policies**

**1.1 Basis of preparation of the financial statements**

The financial statements are general purpose financial statements and have been prepared in accordance with Australian Accounting Standards and Interpretations issued by the Australian Accounting Standards Board (AASB) that apply for the reporting period, and the *Fair Work (Registered Organisation) Act 2009*. For the purpose of preparing the general purpose financial statements, the Construction, Forestry, Maritime, Mining and Energy Union – Mining and Energy Division (Queensland District Branch) (the Branch), is a not-for-profit entity.

The financial statements have been prepared on an accrual basis and in accordance with the historical cost, except for certain assets and liabilities measured at fair value, as explained in the accounting policies below. Historical cost is generally based on the fair values of the consideration given in exchange for assets. Except where stated, no allowance is made for the effect of changing prices on the results or the financial position. The financial statements are presented in Australian dollars.

**1.2 Comparative amounts**

When required by Accounting Standards, comparative figures have been adjusted to conform to changes in presentation for the current financial year.

**1.3 Significant accounting judgements and estimates**

The following accounting assumptions or estimates have been identified that have a significant risk of causing a material adjustment to the carrying amounts of assets and liabilities within the next reporting period.

Key Estimates

*Impairment – general*

The Branch assesses impairment at each reporting period by evaluation of conditions and events specific to the Branch that may be indicative of impairment triggers. Recoverable amounts of relevant assets are assessed using value-in-use calculations which incorporate various key assumptions.

*Lease Liabilities/ Right to Use Asset*

Key assumptions used in the determination of the Branch's lease liability/ right to use assets are:

Incremental borrowing rate selected for printers: 5.95%

Incremental borrowing rate selected for buildings: 7.74%

Annual rental increases: CPI (estimated at 3%) (as outlined in the lease agreement)

Key Judgements

*Useful lives of plant and equipment*

Plant and equipment are depreciated over the useful life of the asset and the depreciation rates are assessed when the asset are acquired or when there is a significant change that affects the remaining useful life of the asset.

*Provision for impairment of receivables*

The value of the provision for impairment of receivables is estimated by considering the ageing of receivables, communication with the debtors and prior history.



**CONSTRUCTION, FORESTRY, MARITIME, MINING AND ENERGY UNION – MINING AND ENERGY  
DIVISION (QUEENSLAND DISTRICT BRANCH)**

**NOTES TO THE FINANCIAL STATEMENTS (CONTINUED)  
FOR THE YEAR ENDED 30 JUNE 2023**

**Note 1 Summary of significant accounting policies (Continued)**

**1.3 Significant accounting judgements and estimates (Continued)**

*On-cost for employee entitlement provision*

The Branch revised its estimate for on-costs for employee provision during the year to include superannuation, workers compensation and payroll tax.

**1.4 New Australian Accounting Standards**

**Adoption of New Australian Accounting Standard and amendments**

New accounting amendments applied for the first time for this annual reporting period commencing 1 July 2022 did not have any material impact on the amounts recognised in the current or prior periods and is not expected to significantly affect future reporting periods.

***Future Australian Accounting Standards Requirements***

New standards, amendments to standards or interpretations that were issued prior to the sign-off date and are applicable to future reporting periods that are expected to have a future financial impact on the Branch include:

**AASB 2020-1 – Amendments to Australian Accounting Standards – Classification of Liabilities as Current or Non-current**

This Standard amends AASB 101 to clarify requirements for the presentation of liabilities in the statement of financial position as current or non-current. For example, the amendments clarify that a liability is classified as non-current if an entity has the right at the end of the reporting period to defer settlement of the liability for at least 12 months after the reporting period. This Standard applies to annual reporting periods beginning on or after 1 January 2023. Earlier application is permitted

The Branch does not expect the adoption of this amendment to have an impact on its financial statements

**CONSTRUCTION, FORESTRY, MARITIME, MINING AND ENERGY UNION – MINING AND ENERGY DIVISION (QUEENSLAND DISTRICT BRANCH)**

**NOTES TO THE FINANCIAL STATEMENTS (CONTINUED)  
FOR THE YEAR ENDED 30 JUNE 2023**

**Note 1 Summary of significant accounting policies (Continued)**

**1.5 Revenue**

The Branch enters into various arrangements where it receives consideration from another party. These arrangements include consideration in the form of membership subscriptions, capitation fees, levies, grants, and donations.

The timing of recognition of these amounts as either revenue or income depends on the rights and obligations in those arrangements.

**Revenue from contracts with customers**

Where the Branch has a contract with a customer, the Branch recognises revenue when or as it transfers control of goods or services to the customer. The Branch accounts for an arrangement as a contract with a customer if the following criteria are met:

- the arrangement is enforceable; and
- the arrangement contains promises (that are also known as performance obligations) to transfer goods or services to the customer (or to other parties on behalf of the customer) that are sufficiently specific so that it can be determined when the performance obligation has been satisfied.

**Membership subscriptions**

For membership subscription arrangements that meet the criteria to be contracts with customers, revenue is recognised when the promised goods or services transfer to the customer as a member of the Branch.

If there is only one distinct membership service promised in the arrangement, the Branch recognises revenue as the membership service is provided, which is typically based on the passage of time over the subscription period to reflect the Branch's promise to stand ready to provide assistance and support to the member as required.

If there is more than one distinct good or service promised in the membership subscription, the Branch allocates the transaction price to each performance obligation based on the relative standalone selling prices of each promised good or service. In performing this allocation, standalone selling prices are estimated if there is no observable evidence of the price that the Branch charges for that good or service in a standalone sale. When a performance obligation is satisfied, which is either when the customer obtains control of the good (for example, books or clothing) or as the service transfers to the customer (for example, member services or training course), the Branch recognises revenue at the amount of the transaction price that was allocated to that performance obligation.

For member subscriptions paid annually in advance, the Branch has elected to apply the practical expedient to not adjust the transaction price for the effects of a significant financing component because the period from when the customer pays and the good or services will transfer to the customer will be one year or less.

**CONSTRUCTION, FORESTRY, MARITIME, MINING AND ENERGY UNION – MINING AND ENERGY DIVISION (QUEENSLAND DISTRICT BRANCH)**

**NOTES TO THE FINANCIAL STATEMENTS (CONTINUED)  
FOR THE YEAR ENDED 30 JUNE 2023**

**Note 1 Summary of significant accounting policies (Continued)**

**1.5 Revenue (Continued)**

When a member subsequently purchases additional goods or services from the Branch at their standalone selling price, the Branch accounts for those sales as a separate contract with a customer.

**Income of the Branch as a Not-for-Profit Entity**

Consideration is received by the Branch to enable the entity to further its objectives. The Branch recognises each of these amounts of consideration as income when the consideration is received (which is when the Branch obtains control of the cash) because, based on the rights and obligations in each arrangement:

- the arrangements do not meet the criteria to be contracts with customers because either the arrangement is unenforceable or lacks sufficiently specific promises to transfer goods or services to the customer; and
- the Branch's recognition of the cash contribution does not give to any related liabilities.

**Income recognised from transfers**

Where, as part of an enforceable agreement, the Branch receives consideration to acquire or construct a non-financial asset such as property, plant and equipment to an identified specification and for the Branch's own use, a liability is recognised for the obligation to acquire or construct the asset. Income is recognised as the obligation to acquire or construct the asset is satisfied, which is typically over time. The asset that is being acquired or constructed is recognised in accordance with the policy on property, plant and equipment.

**Gains from sale of assets**

An item of property, plant and equipment is derecognised upon disposal (which is at the date the recipient obtains control) or when no future economic benefits are expected from its use or disposal. Any gain or loss arising on derecognition of the asset (calculated as the difference between the net disposal proceeds and the carrying amount of the asset) is included in the statement of profit or loss when the asset is derecognised.

**Interest income**

Interest revenue is recognised on an accrual basis using the effective interest method.

**Rental income**

Leases in which the Branch as a lessor, does not transfer substantially all the risks and rewards incidental to ownership of an asset are classified as operating leases. Rental income arising is accounted for on a straight-line basis over the relevant lease term. Initial direct costs incurred in negotiating and arranging an operating lease are added to the carrying amount of the leased asset and recognised over the lease term on the same basis as rental income. Contingent rents are recognised as revenue in the period in which they are earned.

**Levies**

Levies paid by a member (or other party) in an arrangement that meets the criteria to be a contract with a customer is recognised as revenue when the promised goods or services transfer to the customer as a member of the Branch.

In circumstances where the criteria for a contract with a customer are not met, the Branch will recognise levies as income upon receipt (as specified in the income recognition policy below).

**CONSTRUCTION, FORESTRY, MARITIME, MINING AND ENERGY UNION – MINING AND ENERGY  
DIVISION (QUEENSLAND DISTRICT BRANCH)**

**NOTES TO THE FINANCIAL STATEMENTS (CONTINUED)  
FOR THE YEAR ENDED 30 JUNE 2023**

**Note 1 Summary of significant accounting policies (Continued)**

**1.6 Cash**

Cash is recognised at its nominal amount. Cash and cash equivalents includes cash on hand, deposits held at call with bank, other short-term highly liquid investments with original maturity of 3 months or less that are readily convertible to known amounts of cash and subject to insignificant risk of changes in value and bank overdrafts. Bank overdrafts are shown within short-term borrowings in current liabilities on the statement of financial position.

**1.7 Employee benefits**

A liability is recognised for benefits accruing to employees in respect of wages and salaries, annual leave, long service leave and termination benefits when it is probable that settlement will be required and they are capable of being measured reliably.

Liabilities for short-term employee benefits (as defined in AASB 119 *Employee Benefits*) and termination benefits which are expected to be settled within twelve months of the end of reporting period are measured at their nominal amounts. The nominal amount is calculated with regard to the rates expected to be paid on settlement of the liability.

Other long-term employee benefits which are expected to be settled beyond twelve months are measured as the present value of the estimated future cash outflows to be made by the reporting unit in respect of services provided by employees up to reporting date.

Payments to defined contribution retirement benefit plans are recognised as an expense when employees have rendered service entitling them to the contributions.

Provision is made for separation and redundancy benefit payments. The reporting unit recognises a provision for termination as part of a broader restructuring when it has developed a detailed formal plan for the terminations and has informed those employees affected that it will carry out the terminations. A provision for voluntary termination is recognised when the employee has accepted the offer of termination.

**1.8 Leases**

For any leases entered into the Branch considers whether a contract is, or contains a lease. A lease is defined as 'a contract, or part of a contract, that conveys the right to use an asset (the underlying asset) for a period of time in exchange for consideration'.

To apply this definition the Branch assesses whether the contract meets three key evaluations which are whether:

- The contract contains an identified asset, which is either explicitly identified in the contract or implicitly specified by being identified at the time the asset is made available to the Branch;
- The Branch has the right to obtain substantially all of the economic benefits from use of the identified asset throughout the period of use, considering its rights within the defined scope of the contract;
- The Branch has the right to direct the use of the identified asset throughout the period of use.
- The Branch assess whether it has the right to direct 'how and for what purpose' the asset is used throughout the period of use.

**CONSTRUCTION, FORESTRY, MARITIME, MINING AND ENERGY UNION – MINING AND ENERGY DIVISION (QUEENSLAND DISTRICT BRANCH)**

**NOTES TO THE FINANCIAL STATEMENTS (CONTINUED)  
FOR THE YEAR ENDED 30 JUNE 2023**

**Note 1 Summary of significant accounting policies (Continued)**

**1.8 Leases (Continued)**

Measurement and recognition of leases as a lessee

At lease commencement date, the Branch recognises a right-of-use asset and a lease liability on the balance sheet. The right-of-use asset is measured at cost, which is made up of the initial measurement of the lease liability, any initial direct costs incurred by the Branch, an estimate of any costs to dismantle and remove the asset at the end of the lease, and any lease payments made in advance of the lease commencement date (net of any incentives received).

The Branch depreciates the right-of-use assets on a straight-line basis from the lease commencement date to the earlier of the end of the useful life of the right-of-use asset or the end of the lease term. The Branch also assesses the right-of-use asset for impairment when such indicators exist. At the commencement date, the Branch measures the lease liability at the present value of the lease payments unpaid at that date, discounted using the interest rate implicit in the lease if that rate is readily available or the Branch's incremental borrowing rate.

Lease payments included in the measurement of the lease liability are made up of fixed payments (including in substance fixed), variable payments based on an index or rate, amounts expected to be payable under a residual value guarantee and payments arising from options reasonably certain to be exercised.

Subsequent to initial measurement, the liability will be reduced for payments made and increased for interest. It is remeasured to reflect any reassessment or modification, or if there are changes in in-substance fixed payments. When the lease liability is remeasured, the corresponding adjustment is reflected in the right-of-use asset, or profit and loss if the right-of-use asset is already reduced to zero.

The Branch has elected to account for short-term leases and leases of low-value assets using the practical expedients. Instead of recognising a right-of-use asset and lease liability, the payments in relation to these are recognised as an expense in profit or loss on a straight-line basis over the lease term. On the statement of financial position, right-of-use assets have been included in property, plant and equipment and lease liabilities have been included in trade and other payables.

**1.9 Financial instruments**

Financial assets and financial liabilities are recognised when the Branch becomes a party to the contractual provisions of the instrument.

**CONSTRUCTION, FORESTRY, MARITIME, MINING AND ENERGY UNION – MINING AND ENERGY DIVISION (QUEENSLAND DISTRICT BRANCH)**

**NOTES TO THE FINANCIAL STATEMENTS (CONTINUED)  
FOR THE YEAR ENDED 30 JUNE 2023**

**Note 1 Summary of significant accounting policies (Continued)**

**1.9 Financial assets (Continued)**

*Contract assets and receivables*

A contract asset is recognised when the Branch's right to consideration in exchange goods or services that has transferred to the customer when that right is conditioned on the Branch's future performance or some other condition.

A receivable is recognised if an amount of consideration that is unconditional is due from the customer (i.e., only the passage of time is required before payment of the consideration is due).

Contract assets and receivables are subject to impairment assessment. Refer to accounting policies on impairment of financial assets below.

*Initial recognition and Measurement*

Financial assets are classified, at initial recognition, and subsequently measured at amortised cost, fair value through other comprehensive income (OCI), or fair value through profit or loss.

The classification of financial assets at initial recognition depends on the financial asset's contractual cash flow characteristics and the Branch's business model for managing them. With the exception of trade receivables that do not contain a significant financing component, the Branch initially measures a financial asset at its fair value plus, in the case of a financial asset not at fair value through profit or loss, transaction costs.

In order for a financial asset to be classified and measured at amortised cost or fair value through OCI, it needs to give rise to cash flows that are 'solely payments of principal and interest' (SPPI) on the principal amount outstanding. This assessment is referred to as the SPPI test and is performed at an instrument level.

The Branch's business model for managing financial assets refers to how it manages its financial assets in order to generate cash flows. The business model determines whether cash flows will result from collecting contractual cash flows, selling the financial assets, or both.

Purchases or sales of financial assets that require delivery of assets within a time frame established by regulation or convention in the market place (regular way trades) are recognised on the trade date, i.e., the date that the Branch commits to purchase or sell the asset.

*Subsequent measurement*

For purposes of subsequent measurement, financial assets are classified in five categories:

- (Other) financial assets at amortised cost
- (Other) financial assets at fair value through other comprehensive income
- Investments in equity instruments designated at fair value through other comprehensive income
- (Other) financial assets at fair value through profit or loss
- (Other) financial assets designated at fair value through profit or loss

**CONSTRUCTION, FORESTRY, MARITIME, MINING AND ENERGY UNION – MINING AND ENERGY DIVISION (QUEENSLAND DISTRICT BRANCH)**

**NOTES TO THE FINANCIAL STATEMENTS (CONTINUED)  
FOR THE YEAR ENDED 30 JUNE 2023**

**Note 1 Summary of significant accounting policies (Continued)**

**1.9 Financial assets (continued)**

*Financial assets at amortised costs*

The reporting unit measures financial assets at amortised cost if both of the following conditions are met:

- The financial asset is held within a business model with the objective to hold financial assets in order to collect contractual cash flows and
- The contractual terms of the financial asset give rise on specified dates to cash flows that are solely payments of principal and interest on the principal amount outstanding

Financial assets at amortised cost are subsequently measured using the effective interest (EIR) method and are subject to impairment. Gains and losses are recognised in profit or loss when the asset is derecognised, modified or impaired.

The Branch's financial assets at amortised cost includes trade receivables and loans to related parties.

*Financial assets at fair value through profit or loss (including designated)*

Financial assets at fair value through profit or loss include financial assets held for trading, financial assets designated upon initial recognition at fair value through profit or loss, or financial assets mandatorily required to be measured at fair value. Financial assets are classified as held for trading if they are acquired for the purpose of selling or repurchasing in the near term. Derivatives, including separated embedded derivatives, are also classified as held for trading unless they are designated as effective hedging instruments. Financial assets with cash flows that are not solely payments of principal and interest are classified and measured at fair value through profit or loss, irrespective of the business model. Notwithstanding the criteria for debt instruments to be classified at amortised cost or at fair value through OCI, as described above, debt instruments may be designated at fair value through profit or loss on initial recognition if doing so eliminates, or significantly reduces, an accounting mismatch.

Financial assets at fair value through profit or loss are carried in the statement of financial position at fair value with net changes in fair value recognised in profit or loss.

**CONSTRUCTION, FORESTRY, MARITIME, MINING AND ENERGY UNION – MINING AND ENERGY DIVISION (QUEENSLAND DISTRICT BRANCH)**

**NOTES TO THE FINANCIAL STATEMENTS (CONTINUED)  
FOR THE YEAR ENDED 30 JUNE 2023**

**Note 1 Summary of significant accounting policies (Continued)**

**1.9 Financial assets (continued)**

*Derecognition*

A financial asset is derecognised when:

- The rights to receive cash flows from the asset have expired or
- The Branch has transferred its rights to receive cash flows from the asset or has assumed an obligation to pay the received cash flows in full without material delay to a third party under a 'pass-through' arrangement; and either:
  - a) The Branch has transferred substantially all the risks and rewards of the asset, or
  - b) the Branch has neither transferred nor retained substantially all the risks and rewards of the asset, but has transferred control of the asset.

When the Branch has transferred its rights to receive cash flows from an asset or has entered into a pass-through arrangement, it evaluates if, and to what extent, it has retained the risks and rewards of ownership.

When it has neither transferred nor retained substantially all of the risks and rewards of the asset, nor transferred control of the asset, the Branch continues to recognise the transferred asset to the extent of its continuing involvement together with associated liability.

*Offsetting*

Financial assets and financial liabilities are offset and the net amount is reported in the statement of financial position if there is a currently enforceable legal right to offset the recognised amounts and there is an intention to settle on a net basis, to realise the assets and settle the liabilities simultaneously.

**Impairment**

*(i) Trade receivables*

For trade receivables that do not have a significant financing component, the Branch applies a simplified approach in calculating expected credit losses (ECLs) which requires lifetime expected credit losses to be recognised from initial recognition of the receivables.

Therefore, the Branch does not track changes in credit risk, but instead recognises a loss allowance based on lifetime ECLs at each reporting date. The Branch has established a provision matrix that is based on its historical credit loss experience, adjusted for forward-looking factors specific to the debtors and the economic environment.



**CONSTRUCTION, FORESTRY, MARITIME, MINING AND ENERGY UNION – MINING AND ENERGY DIVISION (QUEENSLAND DISTRICT BRANCH)**

**NOTES TO THE FINANCIAL STATEMENTS (CONTINUED)  
FOR THE YEAR ENDED 30 JUNE 2023**

**Note 1 Summary of significant accounting policies (Continued)**

**1.9 Financial assets (continued)**

*(ii) Debt instruments other than trade receivables*

For all debt instruments other than trade receivables and debt instruments not held at fair value through profit or loss, the Branch recognises an allowance for expected credit losses using the general approach. ECLs are based on the difference between the contractual cash flows due in accordance with the contract and all the cash flows that the Branch expects to receive, discounted at an approximation of the original effective interest rate.

ECLs are recognised in two stages:

- Where there has not been a significant increase in credit risk since initial recognition, ECLs are provided for credit losses from possible default events within the next 12-months (a 12-month ECL).
- Where there has been a significant increase in credit risk since initial recognition, a loss allowance is required for credit losses expected over the remaining life of the debt, irrespective of the timing of the default (a lifetime ECL).

The Branch considers a financial asset in default when contractual payments are 60 days past due. However, in certain cases, the Branch may also consider a financial asset to be in default when internal or external information indicates that the Branch is unlikely to receive the outstanding contractual amounts in full. A financial asset is written off when there is no reasonable expectation of recovering the contractual cash flows.

**1.10 Financial Liabilities**

Financial liabilities are classified at initial recognition, at amortised cost unless or at fair value through profit or loss. All financial liabilities are recognised initially at fair value and, in the case of financial liabilities at amortised cost, net of directly attributable transaction costs.

***Subsequent Measurement***

**Financial liabilities at fair value through profit or loss (including designated)**

Financial liabilities at fair value through profit or loss include financial liabilities held for trading and financial liabilities designated upon initial recognition as at fair value through profit or loss.

Gains or losses on liabilities held for trading are recognised in profit or loss.

Financial liabilities designated upon initial recognition at fair value through profit or loss are designated at the initial date of recognition, and only if the criteria in AASB 9 are satisfied.

**CONSTRUCTION, FORESTRY, MARITIME, MINING AND ENERGY UNION – MINING AND ENERGY DIVISION (QUEENSLAND DISTRICT BRANCH)**

**NOTES TO THE FINANCIAL STATEMENTS (CONTINUED)  
FOR THE YEAR ENDED 30 JUNE 2023**

**Note 1 Summary of significant accounting policies (Continued)**

**1.10 Financial Liabilities (continued)**

**Financial liabilities at amortised cost**

After initial recognition, trade payables and interest-bearing loans and borrowings are subsequently measured at amortised cost using the EIR method. Gains and losses are recognised in profit or loss when the liabilities are derecognised as well as through the EIR amortisation process.

Amortised cost is calculated by taking into account any discount or premium on acquisition and fees or costs that are an integral part of the EIR. The EIR amortisation is included as finance costs in profit or loss.

**Derecognition**

A financial liability is derecognised when the obligation under the liability is discharged or cancelled or expires. When an existing financial liability is replaced by another from the same lender on substantially different terms, or the terms of an existing liability are substantially modified, such an exchange or modification is treated as the derecognition of the original liability and the recognition of a new liability. The difference in the respective carrying amounts is recognised in profit or loss.

**1.11 Contingent Liabilities and Contingent Assets**

Contingent liabilities and contingent assets are not recognised in the Statement of Financial Position but are reported in the relevant notes. They may arise from uncertainty as to the existence of a liability or asset or represent an existing liability or asset in respect of which the amount cannot be reliably measured. Contingent assets are disclosed when settlement is probable but not virtually certain, and contingent liabilities are disclosed when settlement is greater than remote.

**CONSTRUCTION, FORESTRY, MARITIME, MINING AND ENERGY UNION – MINING AND ENERGY DIVISION (QUEENSLAND DISTRICT BRANCH)**

**NOTES TO THE FINANCIAL STATEMENTS (CONTINUED)  
FOR THE YEAR ENDED 30 JUNE 2023**

**Note 1 Summary of significant accounting policies (Continued)**

**1.12 Plant and Equipment**

***Asset Recognition Threshold***

Purchases of land, buildings, plant and equipment are recognised initially at cost in the Statement of Financial Position. The initial cost of an asset includes an estimate of the cost of dismantling and removing the item and restoring the site on which it is located.

***Depreciation***

Depreciable plant and equipment assets are written-off to their estimated residual values over their estimated useful life using, in all cases, the straight line method of depreciation. Depreciation rates (useful lives), residual values and methods are reviewed at each reporting date and necessary adjustments are recognised in the current, or current and future reporting periods, as appropriate.

Depreciation rates applying to each class of depreciable asset are based on the following useful lives:

	<b>2023</b>	<b>2022</b>
Motor vehicles	3 - 5 years	3 - 5 years
Buildings	25 - 40 years	25 – 40 years
Furniture, fittings and equipment	3 – 10 years	3 – 10 years
Leasehold improvements	40 years	40 years

***Derecognition***

An item of plant and equipment is derecognised upon disposal or when no future economic benefits are expected from its use or disposal. Any gain or loss arising on the disposal or retirement of an item of property, plant and equipment is determined as the difference between the sales proceeds and the carrying amount of the asset and is recognised in the profit and loss.

**CONSTRUCTION, FORESTRY, MARITIME, MINING AND ENERGY UNION – MINING AND ENERGY DIVISION (QUEENSLAND DISTRICT BRANCH)**

**NOTES TO THE FINANCIAL STATEMENTS (CONTINUED)  
FOR THE YEAR ENDED 30 JUNE 2023**

**Note 1 Summary of significant accounting policies (Continued)**

**1.13 Intangibles**

Intangible assets with finite lives that are acquired separately are carried at cost less accumulated amortisation and accumulated impairment losses. Amortisation is recognised on a straight-line basis over their estimated useful life. The estimated useful lives and amortisation method are reviewed at the end of each reporting period, with the effect of any changes in estimate being accounted for on a prospective basis. Intangible assets with indefinite useful lives that are acquired separately are carried at cost less accumulated impairment losses. The useful lives of the Branch's intangible assets are:

	<b>2023</b>	<b>2022</b>
Software	2.5years	2.5 years

**1.14 Impairment of non-financial assets**

All assets are assessed for impairment at the end of each reporting period to the extent that there is an impairment trigger. Where indications of impairment exist, the asset's recoverable amount is estimated and an impairment adjustment made if the asset's recoverable amount is less than its carrying amount.

The recoverable amount of an asset is the higher of its fair value less costs of disposal and its value in use. Value in use is the present value of the future cash flows expected to be derived from the asset. Where the future economic benefit of an asset is not primarily dependent on the asset's ability to generate future cash flows, and the asset would be replaced if the Branch were deprived of the asset, its value in use is taken to be its depreciated replacement cost.

**1.15 Taxation**

The Branch is exempt from income tax under section 50.1 of the *Income Tax Assessment Act 1997* however still has obligation for Fringe Benefits Tax (FBT) and the Goods and Services Tax (GST).

Revenues, expenses and assets are recognised net of GST except:

- where the amount of GST incurred is not recoverable from the Australian Taxation Office; and
- for receivables and payables.

The net amount of GST recoverable from, or payable to, the taxation authority is included as part of receivables or payables.

Cash flows are included in the statement of cash flows on a gross basis. The GST component of cash flows arising from investing and financing activities which is recoverable from, or payable to, the Australian Taxation Office is classified within operating cash flows.

**CONSTRUCTION, FORESTRY, MARITIME, MINING AND ENERGY UNION – MINING AND ENERGY DIVISION (QUEENSLAND DISTRICT BRANCH)**

**NOTES TO THE FINANCIAL STATEMENTS (CONTINUED)  
FOR THE YEAR ENDED 30 JUNE 2023**

**Note 1 Summary of significant accounting policies (Continued)**

**1.16 Fair value measurement**

The Branch measures financial instruments, such as, financial asset as at fair value through the profit and loss, available for sale financial assets, and non-financial assets such as land and buildings and investment properties, at fair value at each balance sheet date. Also, fair values of financial instruments measured at amortised cost are disclosed in Note 16.

Fair value is the price that would be received to sell an asset or paid to transfer a liability in an orderly transaction between market participants at the measurement date. The fair value measurement is based on the presumption that the transaction to sell the asset or transfer the liability takes place either:

- In the principal market for the asset or liability, or
- In the absence of a principal market, in the most advantageous market for the asset or liability

The principal or the most advantageous market must be accessible by the Branch. The fair value of an asset or a liability is measured using the assumptions that market participants would use when pricing the asset or liability, assuming that market participants act in their economic best interest.

A fair value measurement of a non-financial asset takes into account a market participant's ability to generate economic benefits by using the asset in its highest and best use or by selling it to another market participant that would use the asset in its highest and best use.

The Branch uses valuation techniques that are appropriate in the circumstances and for which sufficient data are available to measure fair value, maximising the use of relevant observable inputs and minimising the use of unobservable inputs.

All assets and liabilities for which fair value is measured or disclosed in the financial statements are categorised within the fair value hierarchy, described as follows, based on the lowest level input that is significant to the fair value measurement as a whole:

- Level 1—Quoted (unadjusted) market prices in active markets for identical assets or liabilities
- Level 2—Valuation techniques for which the lowest level input that is significant to the fair value measurement is directly or indirectly observable
- Level 3—Valuation techniques for which the lowest level input that is significant to the fair value measurement is unobservable

**CONSTRUCTION, FORESTRY, MARITIME, MINING AND ENERGY UNION – MINING AND ENERGY DIVISION (QUEENSLAND DISTRICT BRANCH)**

**NOTES TO THE FINANCIAL STATEMENTS (CONTINUED)  
FOR THE YEAR ENDED 30 JUNE 2023**

**Note 1 Summary of significant accounting policies (Continued)**

**1.16 Fair value measurement (continued)**

For assets and liabilities that are recognised in the financial statements on a recurring basis, the Branch determines whether transfers have occurred between Levels in the hierarchy by re-assessing categorisation (based on the lowest level input that is significant to the fair value measurement as a whole) at the end of each reporting period.

External valuers are involved for valuation of significant assets, such as land and buildings and investment properties. Selection criteria include market knowledge, reputation, independence and whether professional standards are maintained. For the purpose of fair value disclosures, the Branch has determined classes of assets and liabilities on the basis of the nature, characteristics and risks of the asset or liability and the level of the fair value hierarchy.

**Note 2 Events after the reporting period**

In 2021, the Mining and Energy Division ("MEU") of the Construction, Forestry, Maritime, Mining and Energy Union (CFMMEU) made an application to the Fair Work Commission (FWC) for a ballot of members, to decide whether to withdraw from the (CFMMEU). As the Queensland District Branch (the Union) is a District Branch of the MEU, and the Union also forms part of this withdrawal application, the application was dismissed by the FWC in September 2021 on jurisdictional grounds. The MEU applied to the Federal Court of Australia for a judicial review of the FWC decision. On 8 August 2022, the Federal Court dismissed that application. On 15 September 2022, a new application for a ballot of members to withdraw from the CFMMEU was made to the FWC. That application was heard by a Full Bench of the FWC on 20 December 2022 and 1 March 2023. A decision to enable a ballot of members was made on 3 April 2023 by the Full Bench of the FWC, which has subsequently been held and the members voted in favour of the MEU's withdrawal from CFMMEU.

The substance of the withdrawal will be that the existing operations and finances will not change. All financial reporting elements are expected to continue, without adjustment, with the newly constituted Union, as a separately registered union, rather than as a Divisional Branch of the CFMMEU. There are not expected to be any changes to the reported values of any assets, liabilities, revenues expenses or items of equity.

Accordingly, the Board of Management do not believe that this application will have any impact on the Union's ability to continue as a going concern.

Apart from the above, no other matters or circumstances have arisen since the end of the financial year which significantly affected or may significantly affect the operations of the Union, the results of those operations or the state of affairs of the Union in future financial years.

**CONSTRUCTION, FORESTRY, MARITIME, MINING AND ENERGY UNION – MINING AND ENERGY DIVISION (QUEENSLAND DISTRICT BRANCH)**

**NOTES TO THE FINANCIAL STATEMENTS (CONTINUED)  
FOR THE YEAR ENDED 30 JUNE 2023**

	2023	2022
	\$	\$

**Note 3 Revenue and income**

**Disaggregation of revenue from contracts with customers**

A disaggregation of the Branch's revenue by type of arrangements is provided on the face of the Statement of comprehensive income. The table below also sets out a disaggregation of revenue by type of customer.

**Type of customer**

Members	13,428,250	13,281,124
<b>Total revenue from contracts with customers</b>	<b>13,428,250</b>	<b>13,281,124</b>

**Note 3A: Levies**

Membership support	232,896	233,624
Lodge levies	23,223	362,416
Legal and assistance	286,242	120,000
<b>Total levies</b>	<b>542,361</b>	<b>716,040</b>

Purpose of levies

*Membership Support/ Legal and Assistance*

The purpose of the membership support and legal and assistance levies is to provide financial assistance to members.

*Lodge Levies*

Levies have been raised by the Gooyella Riverside and Grasstree Lodges to:

1. Assist members and their families in funding medical bills.
2. Assist in funding lodge offices and its operations.

**Note 3B: Investment Income**

Interest income - deposits	321,289	48,852
Dividends/ distributions from investments	79,356	80,615
<b>Total investment income</b>	<b>400,645</b>	<b>129,467</b>

**Note 3C: Grants or Donations**

Donations	40,148	12,634
<b>Total grants or donations</b>	<b>40,148</b>	<b>12,634</b>

**CONSTRUCTION, FORESTRY, MARITIME, MINING AND ENERGY UNION – MINING AND ENERGY DIVISION (QUEENSLAND DISTRICT BRANCH)**

**NOTES TO THE FINANCIAL STATEMENTS (CONTINUED)  
FOR THE YEAR ENDED 30 JUNE 2023**

	2023	2022
	\$	\$
<b>Note 3D: Other Revenue</b>		
Directors fees – Mine Super	49,830	106,048
National Office recoveries	210,678	98,624
Sponsorship	196,527	103,410
Merchandise sales	19,087	8,403
Write off of related party loan (CFMEUQ) (refer Note 7A)	-	2,087,436
Other	58,459	53,524
<b>Total other revenue</b>	<b>534,581</b>	<b>2,457,445</b>
<b>Note 4 Expenses</b>		
<b>Note 4A: Employee Expenses</b>		
<b>Holders of office:</b>		
Wages and salaries	767,530	569,754
Superannuation	99,159	68,185
Leave and other entitlements	87,187	56,379
Other employee expenses	76,729	65,634
<b>Subtotal employee expenses holders of office</b>	<b>1,030,605</b>	<b>759,952</b>
<b>Employees other than office holders:</b>		
Wages and salaries	3,263,757	3,197,909
Superannuation	342,251	343,055
Leave and other entitlements	-	38,197
Other employee expenses	438,124	277,686
<b>Subtotal employee expenses employees other than office holders</b>	<b>4,044,132</b>	<b>3,856,847</b>
<b>Total employee expenses</b>	<b>5,074,737</b>	<b>4,616,799</b>
<b>Note 4B: Capitation Fees</b>		
CFMMEU – Mining and Energy Division (CFMMEU National Office)	2,159,383	2,161,240
<b>Total capitation fees</b>	<b>2,159,383</b>	<b>2,161,240</b>
<b>Note 4C: Affiliation Fees</b>		
Australian Labor Party (State of Queensland)	49,731	46,679
Union Shopper	9,089	9,271
<b>Total affiliation fees</b>	<b>58,820</b>	<b>55,950</b>



**CONSTRUCTION, FORESTRY, MARITIME, MINING AND ENERGY UNION – MINING AND ENERGY DIVISION (QUEENSLAND DISTRICT BRANCH)**

**NOTES TO THE FINANCIAL STATEMENTS (CONTINUED)  
FOR THE YEAR ENDED 30 JUNE 2023**

	2023	2022
	\$	\$
<b>Note 4D: Administration Expenses</b>		
Conference and meetings	209,879	47,532
Office requirements	97,606	72,808
Postage, printing and stationery	83,792	176,079
Property costs	311,711	337,897
Computer maintenance	162,318	145,011
Purchases – subscriptions and periodicals	35,220	50,960
Service fee paid to CFMMEU – Mining and Energy Division (Qld Unite Organiser costs)	327,886	132,576
<b>Total administration expense</b>	<b>1,228,412</b>	<b>962,863</b>
<b>Note 4E: Grants or Donations</b>		
Donations:		
Total paid that were \$1,000 or less	256,676	38,907
Total paid that exceeded \$1,000	30,387	412,378
<b>Total grants or donations</b>	<b>287,063</b>	<b>451,285</b>
<b>Note 4F: Depreciation and Amortisation</b>		
Depreciation		
Buildings	90,459	38,012
Leasehold improvements	13,864	2,297
Plant and equipment	76,796	32,654
Motor vehicles	93,084	145,758
<b>Total depreciation</b>	<b>274,203</b>	<b>218,721</b>
Amortisation		
Software	-	-
Buildings	74,205	74,205
Plant and equipment	214,873	209,177
<b>Total Amortisation</b>	<b>289,078</b>	<b>283,382</b>
<b>Total depreciation and amortisation</b>	<b>563,281</b>	<b>502,103</b>
<b>Note 4G: Legal Costs</b>		
Litigation	665,870	518,733
Other legal matters	259,967	125,941
<b>Total legal costs</b>	<b>925,837</b>	<b>644,674</b>

The Branch has determined that litigation represents legal costs incurred for defending the industrial rights of its members.

**CONSTRUCTION, FORESTRY, MARITIME, MINING AND ENERGY UNION – MINING AND ENERGY DIVISION (QUEENSLAND DISTRICT BRANCH)**

**NOTES TO THE FINANCIAL STATEMENTS (CONTINUED)  
FOR THE YEAR ENDED 30 JUNE 2023**

	2023	2022
	\$	\$
<b>Note 4H: Finance Costs</b>		
Interest expense on leasing arrangements	67,751	80,707
<b>Total Finance Costs</b>	<b>67,751</b>	<b>80,707</b>
<b>Note 4I: Other Expenses</b>		
Bank fees and charges	49,057	29,039
Advertising, sponsorships and public relations	169,747	158,246
Insurance – property, plant and equipment	87,949	87,583
Executive honoraria	61,589	12,000
Motor vehicle expenses	156,268	115,477
Mortuary benefit costs	37,500	28,500
Functions and hospitality	145,462	134,159
Campaign administration costs	27,851	199,354
Retirements and tributes	63,300	43,355
Travel – airfares, accommodation and car hire	665,063	373,251
Consultancy fees	139,062	109,634
Other	395,655	263,126
<b>Total other expenses</b>	<b>1,998,503</b>	<b>1,553,724</b>

**CONSTRUCTION, FORESTRY, MARITIME, MINING AND ENERGY UNION – MINING AND ENERGY DIVISION (QUEENSLAND DISTRICT BRANCH)**

**NOTES TO THE FINANCIAL STATEMENTS (CONTINUED)  
FOR THE YEAR ENDED 30 JUNE 2023**

	<b>2023</b>	2022
	\$	\$
<b>Note 5 Current Assets</b>		
<b>Note 5A: Cash and Cash Equivalents</b>		
Cash at bank	<b>818,938</b>	2,408,646
Cash on hand	<b>186</b>	1,012
Short term deposits	<b>15,107,910</b>	11,898,031
<b>Total cash and cash equivalents</b>	<b>15,927,034</b>	14,307,689
<b>Note 5B: Trade and Other Receivables</b>		
<b>Receivables from other reporting units:</b>		
NAF Support (CFMMEU – Mining and Energy Division)	-	23,800
<b>Total receivables from other reporting units</b>	-	23,800
<b>Other receivables:</b>		
Trade and other receivables	<b>143,550</b>	64,225
Loans – members (unsecured) (financial hardship)	<b>55,425</b>	27,760
Loans – associates (unsecured)	<b>1,160</b>	1,160
Interest receivable	<b>106,532</b>	23,150
<b>Total other receivables</b>	<b>306,667</b>	116,295
<b>Total trade and other receivables (net)</b>	<b>306,677</b>	140,095
<b>Note 5C: Investments</b>		
Morgan Stanley managed investment portfolio	<b>2,621,585</b>	2,622,391
IOOF – Goonyella Riverside Lodge investment portfolio	<b>278,162</b>	271,564
<b>Total other current assets</b>	<b>2,899,747</b>	2,893,955

CONSTRUCTION, FORESTRY, MARITIME, MINING AND ENERGY UNION – MINING AND ENERGY DIVISION (QUEENSLAND DISTRICT BRANCH)

NOTES TO THE FINANCIAL STATEMENTS (CONTINUED)  
FOR THE YEAR ENDED 30 JUNE 2023

	2023	2022
<b>Note 6 Non-current Assets</b>	<b>\$</b>	<b>\$</b>

**Note 6A: Land and Buildings**

Land and buildings:		
at valuation	2,779,480	2,629,120
accumulated depreciation/ amortisation	(396,942)	(337,202)
<b>Total land and buildings</b>	<b>2,382,538</b>	<b>2,291,918</b>

**Reconciliation of Opening and Closing Balances of Land and Buildings**

<b>As at 1 July</b>		
Gross book value	2,629,120	2,549,330
Accumulated depreciation and impairment	(337,202)	(224,984)
<b>Net book value 1 July</b>	<b>2,291,918</b>	<b>2,324,346</b>
Additions:		
By purchase	-	79,789
By valuation	255,284	-
Depreciation/ amortisation expense	(164,664)	(112,217)
Disposals:		
By sale	-	-
<b>Net book value 30 June</b>	<b>2,382,538</b>	<b>2,291,918</b>
<b>Net book value as of 30 June represented by:</b>		
Gross book value	2,779,480	2,629,120
Accumulated depreciation and impairment	(396,942)	(337,202)
<b>Net book value 30 June</b>	<b>2,382,538</b>	<b>2,291,918</b>

Included in the net carrying amount of land and buildings are right to use assets as follows:

<b>Right of use asset</b>		
At cost	389,577	389,577
accumulated depreciation/ amortisation	(296,820)	(222,615)
<b>Total right of use asset – buildings</b>	<b>92,757</b>	<b>166,962</b>

CONSTRUCTION, FORESTRY, MARITIME, MINING AND ENERGY UNION – MINING AND ENERGY DIVISION (QUEENSLAND DISTRICT BRANCH)

NOTES TO THE FINANCIAL STATEMENTS (CONTINUED)  
FOR THE YEAR ENDED 30 JUNE 2023

	2023	2022
	\$	\$
<b>Note 6B: Leasehold Improvements</b>		
Leasehold improvements:		
at cost	36,606	36,606
accumulated depreciation	(23,771)	(9,907)
<b>Total leasehold improvements</b>	<b>12,835</b>	<b>26,699</b>

*Reconciliation of Opening and Closing Balances of Leasehold Improvements*

<b>As at 1 July</b>		
Gross book value	36,606	36,606
Accumulated depreciation and impairment	(9,907)	(7,609)
<b>Net book value 1 July</b>	<b>26,699</b>	<b>28,997</b>
Additions:		
By purchase	-	-
Depreciation expense	(13,864)	(2,298)
Disposals:		
By sale	-	-
<b>Net book value 30 June</b>	<b>12,835</b>	<b>26,699</b>
<b>Net book value as of 30 June represented by:</b>		
Gross book value	36,606	36,606
Accumulated depreciation and impairment	(23,771)	(9,907)
<b>Net book value 30 June</b>	<b>12,835</b>	<b>26,699</b>

**CONSTRUCTION, FORESTRY, MARITIME, MINING AND ENERGY UNION – MINING AND ENERGY DIVISION (QUEENSLAND DISTRICT BRANCH)**

**NOTES TO THE FINANCIAL STATEMENTS (CONTINUED)  
FOR THE YEAR ENDED 30 JUNE 2023**

	2023	2022
	\$	\$
<b>Note 6C: Plant and Equipment</b>		
Plant and equipment:		
at cost	2,403,865	2,231,612
accumulated depreciation/ amortisation	(1,256,584)	(1,644,739)
<b>Total plant and equipment</b>	<b>1,147,281</b>	<b>586,873</b>

***Reconciliation of Opening and Closing Balances of plant and equipment***

<b>As at 1 July</b>		
Gross book value	2,231,612	2,211,147
Accumulated depreciation and impairment	(1,644,739)	(1,402,910)
<b>Net book value 1 July</b>	<b>586,873</b>	<b>808,237</b>
Additions:		
By purchase/ leasing arrangement	1,218,136	20,467
Depreciation/ amortisation expense	(291,669)	(241,831)
Disposals:		
By sale	(366,059)	-
<b>Net book value 30 June</b>	<b>1,147,281</b>	<b>586,873</b>
<b>Net book value as of 30 June represented by:</b>		
Gross book value	2,403,865	2,231,612
Accumulated depreciation and impairment	(1,256,584)	(1,644,739)
<b>Net book value 30 June</b>	<b>1,147,281</b>	<b>586,873</b>

Included in the net carrying amount of plant and equipment are right to use assets as follows:

<b>Right of use asset</b>		
At cost	1,114,232	1,045,882
accumulated depreciation/ amortisation	(92,853)	(557,804)
<b>Total right of use asset – plant and equipment</b>	<b>1,021,379</b>	<b>488,078</b>

CONSTRUCTION, FORESTRY, MARITIME, MINING AND ENERGY UNION – MINING AND ENERGY DIVISION (QUEENSLAND DISTRICT BRANCH)

NOTES TO THE FINANCIAL STATEMENTS (CONTINUED)  
FOR THE YEAR ENDED 30 JUNE 2023

	2023	2022
	\$	\$
<b>Note 6D: Motor vehicles</b>		
Motor vehicles:		
at cost	736,604	678,572
accumulated depreciation	(333,407)	(385,437)
<b>Total motor vehicles</b>	<b>403,197</b>	<b>293,135</b>

*Reconciliation of Opening and Closing Balances of Motor Vehicles*

<b>As at 1 July</b>		
Gross book value	678,572	671,756
Accumulated depreciation and impairment	(385,437)	(270,120)
<b>Net book value 1 July</b>	<b>293,135</b>	<b>401,636</b>
Additions:		
By purchase	333,655	72,518
Depreciation expense	(93,084)	(145,758)
Disposals:		
By sale	(130,509)	(35,261)
<b>Net book value 30 June</b>	<b>403,197</b>	<b>293,135</b>
<b>Net book value as of 30 June represented by:</b>		
Gross book value	736,604	678,572
Accumulated depreciation and impairment	(333,407)	(385,437)
<b>Net book value 30 June</b>	<b>403,197</b>	<b>293,135</b>

CONSTRUCTION, FORESTRY, MARITIME, MINING AND ENERGY UNION – MINING AND ENERGY DIVISION (QUEENSLAND DISTRICT BRANCH)

NOTES TO THE FINANCIAL STATEMENTS (CONTINUED)  
FOR THE YEAR ENDED 30 JUNE 2023

	2023	2022
	\$	\$
<b>Note 6E: Intangible Assets</b>		
Software (internally generated):		
at cost	60,712	60,712
accumulated amortisation	(60,712)	(60,712)
	-	-

**Reconciliation of Opening and Closing Balances of Intangible Assets**

<b>As at 1 July</b>		
Gross book value	60,712	60,712
Accumulated depreciation and impairment	(60,712)	(60,712)
<b>Net book value 1 July</b>	-	-
Additions:		
By purchase	-	-
Amortisation expense	-	-
Disposals:		
By sale	-	-
<b>Net book value 30 June</b>	-	-
<b>Net book value as of 30 June represented by:</b>		
Gross book value	60,712	60,712
Accumulated depreciation and impairment	(60,712)	(60,712)
<b>Net book value 30 June</b>	-	-

**Note 6F: Other investments**

Shares in unlisted corporations – at cost	188	188
QCU Mackay Property Unit Trust – at cost	79,001	79,001
<b>Total other investments</b>	79,189	79,189



**CONSTRUCTION, FORESTRY, MARITIME, MINING AND ENERGY UNION – MINING AND ENERGY DIVISION (QUEENSLAND DISTRICT BRANCH)**

**NOTES TO THE FINANCIAL STATEMENTS (CONTINUED)  
FOR THE YEAR ENDED 30 JUNE 2023**

	2023 \$	2022 \$
<b>Note 7 Current Liabilities</b>		
<b>Note 7A: Trade payables</b>		
Trade creditors and accruals	397,752	402,335
<b>Subtotal trade creditors</b>	<u>397,752</u>	<u>402,335</u>
<b>Payables to other reporting units</b>		
CFMEU M&E Division	636,017	481,832
<b>Subtotal payables to other reporting units</b>	<u>636,017</u>	<u>481,832</u>
<b>Total trade payables</b>	<u>1,033,769</u>	<u>884,167</u>
Settlement is usually made within 30 days.		
<b>Note 7B: Other payables</b>		
Superannuation	66,937	59,770
Legal costs		
Litigation	22,423	4,327
GST payable	160,055	146,395
Other	14,644	36,343
<b>Total other payables</b>	<u>264,059</u>	<u>246,835</u>
Total other payables are expected to be settled in:		
No more than 12 months	264,059	246,835
More than 12 months	-	-
<b>Total other payables</b>	<u>264,059</u>	<u>246,835</u>

CONSTRUCTION, FORESTRY, MARITIME, MINING AND ENERGY UNION – MINING AND ENERGY DIVISION (QUEENSLAND DISTRICT BRANCH)

NOTES TO THE FINANCIAL STATEMENTS (CONTINUED)  
FOR THE YEAR ENDED 30 JUNE 2023

	2023	2022
	\$	\$
<b>Note 8 Provisions</b>		
<b>Note 8A: Employee Provisions</b>		
<b>Office Holders:</b>		
Annual leave	221,834	235,571
Vesting personal leave	56,475	68,220
<b>Subtotal employee provisions—office holders</b>	<b>278,309</b>	<b>303,791</b>
<b>Employees other than office holders:</b>		
Annual leave	739,238	767,925
Vesting personal leave	735,601	630,707
Long service leave	252,172	239,260
<b>Subtotal employee provisions—employees other than office holders</b>	<b>1,727,011</b>	<b>1,637,892</b>
<b>Total employee provisions</b>	<b>2,005,320</b>	<b>1,941,683</b>
Current	1,952,109	1,908,097
Non-Current	53,211	33,586
<b>Total employee provisions</b>	<b>2,005,320</b>	<b>1,941,683</b>

**CONSTRUCTION, FORESTRY, MARITIME, MINING AND ENERGY UNION – MINING AND ENERGY DIVISION (QUEENSLAND DISTRICT BRANCH)**

**NOTES TO THE FINANCIAL STATEMENTS (CONTINUED)  
FOR THE YEAR ENDED 30 JUNE 2023**

	2023	2022
	\$	\$
<b>Note 9</b>		
<b>Borrowings</b>		

**Note 9A: Lease liabilities**

Lease liabilities are presented on the statement of financial position as follows:

Current	295,063	304,724
Non-current	872,407	440,806
<b>Total lease liabilities</b>	<b>1,167,470</b>	<b>745,530</b>

The Branch leases both a building located at Level 5, 156 Bolsover Street, Rockhampton as well as printers/ computer equipment. With the exception of short-term leases and leases of low value underlying assets, each lease is reflected in the statement of financial position as a right-to-use asset and a lease liability. The Branch classifies its right of user asset in a consistent manner to its property, plant and equipment (refer Note 6A and 6C).

Each lease generally imposes a restriction that, unless there is a contractual right for the Branch to sublet the asset to another party, the right-of-use asset can only be used by the Branch. Leases are either non-cancellable or may only be cancelled by incurring a substantive termination fee. The Branch is prohibited from selling or pledging the underlying leased assets as security. Further, the Branch must insure each leased asset and incur maintenance fees on such items in accordance with the lease contracts.

The table below describes the nature of the Branch's leasing activities by type of right-of-use asset recognised on the statement of financial position:

Right of use asset	No of right of use assets leased	Range of remaining term	Average remaining term	No of leases with extension options	No of leases with options to purchase	No of leases with variable payments linked to index	No of leases with termination options
Photocopiers	1	4.6 years	4.6 years	-	-	-	-
Building	1	1.3 years	1.3 years	-	-	1	-

**CONSTRUCTION, FORESTRY, MARITIME, MINING AND ENERGY UNION – MINING AND ENERGY DIVISION (QUEENSLAND DISTRICT BRANCH)**

**NOTES TO THE FINANCIAL STATEMENTS (CONTINUED)  
FOR THE YEAR ENDED 30 JUNE 2023**

**Note 9A: Lease Liabilities (continued)**

Future minimum lease payments as follows:

	Minimum lease payments due						Total
	Within 1 year	1-2 years	2-3 years	3-4 years	4-5 years	After 5 years	
<b>30 June 2023</b>							
Lease payments	361,048	291,242	262,716	262,716	153,251	-	1,330,973
Finance charges	(65,985)	(46,493)	(31,097)	(16,933)	(2,995)	-	(163,503)
Net present value	295,063	244,749	231,619	245,783	150,256	-	1,167,470
<b>30 June 2022</b>							
Lease payments	363,399	366,263	117,836	-	-	-	847,498
Finance charges	(58,675)	(34,692)	(8,601)	-	-	-	(101,968)
Net present value	304,724	331,571	109,235	-	-	-	745,530

**Note 10 Reserves**

**Asset Revaluation Reserve**

The asset revaluation reserve records revaluation of land and buildings assets.

15927

**CONSTRUCTION, FORESTRY, MARITIME, MINING AND ENERGY UNION – MINING AND ENERGY DIVISION (QUEENSLAND DISTRICT BRANCH)**

**NOTES TO THE FINANCIAL STATEMENTS (CONTINUED)  
FOR THE YEAR ENDED 30 JUNE 2023**

	2023	2022
	\$	\$
<b>Note 11 Cash Flow</b>		
<b>Note 11A: Cash Flow Reconciliation</b>		
<b>Reconciliation of cash and cash equivalents as per Statement of Financial Position to Cash Flow Statement:</b>		
<b>Cash and cash equivalents as per:</b>		
Cash flow statement	15,927,034	14,307,689
Statement of financial position	15,927,034	14,307,689
<b>Difference</b>	<u>-</u>	<u>-</u>
<b>Reconciliation of surplus to net cash from operating activities:</b>		
Surplus for the year	1,641,790	4,223,996
<b>Adjustments for non-cash items</b>		
Depreciation/ amortisation	563,281	502,103
Interest expense on leasing arrangements	67,751	80,707
Unrealised gain on revaluation of investments	71,662	325,642
Net (gain)/ loss on disposal of assets	(57,219)	(17,301)
<b>Changes in assets/liabilities</b>		
(Increase)/ decrease in net receivables	(138,907)	(39,692)
(Increase)/ decrease in other current assets	(10,542)	-
Increase/ (decrease) in creditors and other payables	166,826	(2,356,946)
Increase/ (decrease) in employee provisions	63,637	94,576
<b>Net cash used in operating activities</b>	<u>2,368,279</u>	<u>2,813,085</u>
<b>Note 11B: Cash flow information</b>		
Cash inflows from other reporting units		
CFMEU – M&E Division	193,829	116,526
<b>Total cash inflows</b>	<u>193,829</u>	<u>116,526</u>
Cash outflows to other reporting units		
CFMEU – National Office		-
CFMEU – M&E Division	(4,501,681)	(4,058,398)
CFMEU – C&G Division (Qld/ NT Branch)	(103,661)	(89,733)
<b>Total cash outflows</b>	<u>(4,605,342)</u>	<u>(4,148,131)</u>

**CONSTRUCTION, FORESTRY, MARITIME, MINING AND ENERGY UNION – MINING AND ENERGY DIVISION (QUEENSLAND DISTRICT BRANCH)**

**NOTES TO THE FINANCIAL STATEMENTS (CONTINUED)  
FOR THE YEAR ENDED 30 JUNE 2023**

**Note 11C: Credit standby arrangements and loan facilities**

The maximum exposure of the Branch for the usage of the Commonwealth Bank Business Cards and the auto pay facility is \$750,000 (2022: \$750,000). This is secured by an undertaking in respect of the liquid assets of the Branch and is paid off/ cleared each month.

**Note 11D: Non-cash transactions**

During the year, the Branch acquired buildings with an aggregate fair value of \$1,114,232 (2022: Nil) by means of lease arrangements. These acquisitions are not reflected in the statement of cash flows.

	2023	2022
	\$	\$
<b>Note 11E: Net debt reconciliation</b>		
Cash and cash equivalents	15,927,034	14,307,689
Borrowings – repayable within one year	(295,063)	(304,724)
Borrowings – repayable after one year	(872,407)	(440,806)
Net debt	<u>14,759,564</u>	<u>13,562,159</u>

**Note 11F: Reconciliation of movements of liabilities to cash flows arising from financing activities**

	Other Assets	Liabilities from financing activities		
	Cash assets	Borrowings – due within 1 year	Borrowings – due after 1 year	Total
<b>Net debt at 1 July 2021</b>	12,053,277	(279,911)	(745,531)	11,027,835
Cash flows	2,254,412	(24,813)	304,725	2,534,324
<b>Net debt at 30 June 2022</b>	<u>14,307,689</u>	<u>(304,724)</u>	<u>(440,806)</u>	<u>13,562,159</u>
Cash flows	1,619,345	9,661	(431,601)	1,197,405
<b>Net debt at 30 June 2023</b>	<u>15,927,034</u>	<u>(295,063)</u>	<u>(872,407)</u>	<u>14,759,564</u>

**CONSTRUCTION, FORESTRY, MARITIME, MINING AND ENERGY UNION – MINING AND ENERGY DIVISION (QUEENSLAND DISTRICT BRANCH)**

**NOTES TO THE FINANCIAL STATEMENTS (CONTINUED)  
FOR THE YEAR ENDED 30 JUNE 2023**

**Note 12 Contingent Liabilities, Assets and Commitments**

**Note 12A: Commitments and Contingencies**

**Capital commitments**

At 30 June 2023 the Branch did not have any capital commitments (2022: Nil).

**Other contingent assets or liabilities (i.e. legal claims)**

Corporate Business Card and Auto-Pay Facility

The maximum exposure of the organisation for the usage of the Commonwealth Bank Business Cards and auto pay facility is \$750,000 (2022: \$750,000). This is secured by an undertaking in respect of the liquid assets of the Branch. The facility is cleared each month.

Legal Cases

*Oaky North Matter*

The Fair Work Ombudsman has commenced legal action against the Branch and/ or some of its officeholders regarding activities associated with the protected industrial action undertaken by members at the Oaky North mine site. At the date of the financial statements, mediation is still underway, and the Branch is not able to determine the impact of any penalties (if any).

*ROC Matter*

The Registered Organisations Commission (prior to abolishment – now Fair Work Commission) has commenced legal action against the Branch and/ or some of its officeholders regarding compliance with the *Fair Work (Registered Organisations Act) 2009 (Cth)* and the Rules of the Union. The Branch has defended the case rigorously and is waiting an outcome from the Court. It is unknown what the outcome of this case will be and therefore the Branch is unable to determine the financial impact (if any) until such time judgement is handed down.

The Committee of Management is not aware of any other contingent assets or liabilities that are likely to have a material effect on the results of the Branch.

**CONSTRUCTION, FORESTRY, MARITIME, MINING AND ENERGY UNION – MINING AND ENERGY DIVISION (QUEENSLAND DISTRICT BRANCH)**

**NOTES TO THE FINANCIAL STATEMENTS (CONTINUED)  
FOR THE YEAR ENDED 30 JUNE 2023**

**Note 13 Related Party Disclosures**

**Note 13A: Related Party Transactions for the Reporting Period  
Holders of office and related reporting units**

The names of those persons who held office for all or part of the year are deemed to be a related party for financial reporting purposes as set out in the accompanying Committee of Management Operating Report.

For financial reporting purposes, under the *Fair Work (Registered Organisations) Act 2009*, the Construction, Forestry, Maritime, Mining and Energy Union is divided into the following separate reporting units (and deemed related parties):

Construction, Forestry, Maritime, Mining and Energy Union – National Office  
Construction, Forestry, Maritime, Mining and Energy Union - Construction and General Division (and associated State Branches)  
Construction, Forestry, Maritime, Mining and Energy Union – Maritime Union of Australia Division (and associated State Branches)  
Construction, Forestry, Maritime, Mining and Energy Union – Manufacturing Division (and associated State Branches)  
Construction, Forestry, Maritime, Mining and Energy Union – Mining and Energy Division (CFMEU – M&E Division)  
Construction, Forestry, Maritime, Mining and Energy Union – Mining and Energy Division – Victorian District  
Construction, Forestry, Maritime, Mining and Energy Union – Mining and Energy Division – South Western District  
Construction, Forestry, Maritime, Mining and Energy Union – Mining and Energy Division – Northern Mining and NSW Energy District  
Construction, Forestry, Maritime, Mining and Energy Union – Mining and Energy Division – Tasmanian District  
Construction, Forestry, Maritime, Mining and Energy Union – Mining and Energy Division – Western Australia District

*Other Related Parties*

Construction, Forestry, Mining and Energy, Industrial Union of Employees, Queensland Mining, Energy and Ports District (CFMEUQ) – a trade union registered under the *Industrial Relations Act 2016 (Qld)*.

The Construction, Forestry, Mining and Energy, Industrial Union of Employees, Queensland Mining, Energy and Ports District (being a state registered trade union) has members on its Committee of Management that are consistent with that of the Branch. Further, all members of the Branch are joint members with the state registered union.



**CONSTRUCTION, FORESTRY, MARITIME, MINING AND ENERGY UNION – MINING AND ENERGY DIVISION (QUEENSLAND DISTRICT BRANCH)**

**NOTES TO THE FINANCIAL STATEMENTS (CONTINUED)  
FOR THE YEAR ENDED 30 JUNE 2023**

**Note 13 Related Party Disclosures (Continued)**

**Note 13A: Related Party Transactions for the Reporting Period**

**Holders of office and related reporting units (Continued)**

The following table provides the total amount of transactions that have been entered into with related parties for the relevant year.

	<b>2023</b>	<b>2022</b>
	<b>\$</b>	<b>\$</b>
<b>Revenues received from CFMEU M&amp;E Division includes the following:</b>		
Rental, outgoings and administration costs	<b>17,169</b>	17,577
Recoupment of wages	<b>176,659</b>	119,286
<b>Expenses paid to CFMEU M&amp;E Division includes the following:</b>		
Capitation fees	<b>2,159,383</b>	2,161,240
NA/ SAF payments	<b>1,601,990</b>	1,490,305
Officials LSL top-up		-
Service fee (Qld Unite Organiser costs)	<b>327,886</b>	132,576
Other administrative costs	<b>3,177</b>	3,508
<b>Amounts owed by CFMEU M&amp;E Division includes the following:</b>		
NAF support	-	23,800
<b>Amounts owed to CFMEU M&amp;E Division includes the following:</b>		
Capitation fees, NAF and other administrative costs	<b>636,017</b>	481,832
<b>Expenses paid to CFMEU Construction and General Division – Qld/ NT Branch includes the following:</b>		
Affiliation fees for ALP	<b>48,285</b>	45,981
Insurances	<b>55,376</b>	35,595

**CONSTRUCTION, FORESTRY, MARITIME, MINING AND ENERGY UNION – MINING AND ENERGY DIVISION (QUEENSLAND DISTRICT BRANCH)**

**NOTES TO THE FINANCIAL STATEMENTS (CONTINUED)  
FOR THE YEAR ENDED 30 JUNE 2023**

**Note 13 Related Party Disclosures (Continued)**

**Note 13A: Related Party Transactions for the Reporting Period**

**Holders of office and related reporting units (Continued)**

	<b>2023</b>	<b>2022</b>
	<b>\$</b>	<b>\$</b>
<b>Revenue received from CFMEUQ includes the following</b>		
Write off of related party creditor	-	2,087,436
<b>Expenses paid on behalf of CFMEUQ includes the following:</b>		
Mortuary benefit payments	<b>37,500</b>	28,500
<b>Loans receivable to other related parties include:</b>		
Committee of Management member	<b>1,160</b>	1,160

**Terms and conditions of transactions with related parties**

Sales to and purchases from related parties are made on terms equivalent to those that prevail in arm's length transactions. Outstanding balances for sales and purchases at the year-end are unsecured and interest free and settlement occurs in cash. There have been no guarantees provided or received for any related party receivables or payables. For the year ended 30 June 2023, the Branch has not recorded any impairment of receivables relating to amounts owed by related parties and declared person or body (2022: Nil). This assessment is undertaken each financial year through examining the financial position of the related party and the market in which the related party operates.

CONSTRUCTION, FORESTRY, MARITIME, MINING AND ENERGY UNION – MINING AND ENERGY DIVISION (QUEENSLAND DISTRICT BRANCH)

NOTES TO THE FINANCIAL STATEMENTS (CONTINUED)  
FOR THE YEAR ENDED 30 JUNE 2023

Note 13 Related Party Disclosures (Continued)

	2023	2022
	\$	\$
<b>Note 13B: Key Management Personnel Remuneration for the Reporting Period</b>		
<b>Short-term employee benefits</b>		
Salary (including annual leave taken)	767,530	569,754
Annual and personal leave accrued	87,187	56,379
Other	76,729	65,634
<b>Total short-term employee benefits</b>	<u>931,446</u>	<u>691,767</u>
<b>Post-employment benefits:</b>		
Superannuation	99,159	68,185
<b>Total post-employment benefits</b>	<u>99,159</u>	<u>68,185</u>
<b>Other long-term benefits:</b>		
Long-service leave	-	-
<b>Total other long-term benefits</b>	<u>-</u>	<u>-</u>
<b>Termination benefits</b>	-	-
<b>Total</b>	<u>1,030,605</u>	<u>759,952</u>

No other transactions occurred during the year with elected officers, close family members or other related parties than those related to their membership or employment and on terms no more favourable than those applicable to any other member of employee.

**CONSTRUCTION, FORESTRY, MARITIME, MINING AND ENERGY UNION – MINING AND ENERGY DIVISION (QUEENSLAND DISTRICT BRANCH)**

**NOTES TO THE FINANCIAL STATEMENTS (CONTINUED)  
FOR THE YEAR ENDED 30 JUNE 2023**

**Note 14 Remuneration of Auditors**

<b>Value of the services provided</b>	<b>2023</b>	<b>2022</b>
	<b>\$</b>	<b>\$</b>
Financial statement audit services	<b>54,900</b>	42,400
Other services	<b>30,000</b>	-
<b>Total remuneration of auditors</b>	<b>84,900</b>	<b>42,400</b>

**Note 15 Financial Instruments**

**Financial Risk Management Policy**

The Branch Committee of Management monitors the Branch's financial risk management policies and exposure and approves financial transactions entered into. It also reviews the effectiveness of internal controls relating to the counterparty credit risk, liquidity risk, market risk and interest rate risk. The Branch Committee of Management meets on a regular basis to review the financial exposure of the Branch.

**(a) Credit Risk**

Exposure to credit risk relating to financial assets arise from the potential non-performance by counterparties of contract obligations that could lead to a financial loss of the Branch. The Branch does not have any material credit risk exposures as its major source of revenue is the receipt of membership fees.

The maximum exposures to credit risk by class of recognised financial assets at the end of the reporting period is equivalent to the carrying value and classification of those financial assets (net of provisions) as presented in the statement of financial position.

The Branch has no significant concentration of credit risk with respect to any single counterparty or group of counterparties. The class of assets described as Trade and Other Receivables is considered to be the main source of credit risk related to the Branch.

On a geographical basis, the Branch's trade and other receivables are all based in Australia.

The following table details the Branch's trade and other receivables exposed to credit risk. Amounts are considered 'past due' when the debt has not been settled, within the terms and conditions agreed between the Branch and the customer or counterparty to the transaction. Receivables that are past due are assessed for impairment by ascertaining solvency of the debtors and are provided for where there are specific circumstances indicating that the debt may not be fully repaid to the Branch.

The balance of receivables that remain within initial trade terms (as detailed in the table) are considered to be of high credit quality.

CONSTRUCTION, FORESTRY, MARITIME, MINING AND ENERGY UNION – MINING AND ENERGY DIVISION (QUEENSLAND DISTRICT BRANCH)

NOTES TO THE FINANCIAL STATEMENTS (CONTINUED)  
FOR THE YEAR ENDED 30 JUNE 2023

Note 15 Financial Instruments (Continued)

Ageing of financial assets that were past due but not impaired for 2023

	Within trading terms	0 to 30 days	31 to 60 days	60+ days	Total
	\$	\$	\$	\$	\$
Trade and other receivables	233,899	300	-	72,468	306,667
Receivables from other reporting units	-	-	-	-	-
<b>Total</b>	<b>233,899</b>	<b>300</b>	<b>-</b>	<b>72,468</b>	<b>306,667</b>

Ageing of financial assets that were past due but not impaired for 2022

	Within trading terms	0 to 30 days	31 to 60 days	60+ days	Total
	\$	\$	\$	\$	\$
Trade and other receivables	87,358	6,421	-	22,516	116,295
Receivables from other reporting units	23,800	-	-	-	23,800
<b>Total</b>	<b>111,158</b>	<b>6,421</b>	<b>-</b>	<b>22,516</b>	<b>140,095</b>

The Branch has no significant concentrations of credit risk exposure to any single counterparty or group of counterparties.

Credit risk related to balances with banks and other financial institutions is managed by the Committee of Management in accordance with approved policy. Such policy requires that surplus funds are only invested with counterparties with a strong reputation and backed by the Commonwealth Government's bank guarantee. At 30 June 2023, all funds were held by financial institutions backed by the Commonwealth Government's bank guarantee.

**Collateral held as security**

The Branch does not hold collateral with respect to its receivables at 30 June 2023 (2022: Nil).

**CONSTRUCTION, FORESTRY, MARITIME, MINING AND ENERGY UNION – MINING AND ENERGY DIVISION (QUEENSLAND DISTRICT BRANCH)**

**NOTES TO THE FINANCIAL STATEMENTS (CONTINUED)  
FOR THE YEAR ENDED 30 JUNE 2023**

**Note 15 Financial Instruments (Continued)**

**(b) Liquidity Risk**

Liquidity risk arises from the possibility that the Branch might encounter difficulty in settling its debts or otherwise meeting its obligations in relation to financial liabilities. The Branch manages this risk through the following mechanisms:

- preparing forward looking cash flow estimates;
- maintaining a reputable credit profile;
- managing credit risk related to financial assets;
- only investing surplus cash with major financial institutions; and
- comparing the maturity profile of financial liabilities with the realisation profile of financial assets.

The tables below reflect an undiscounted contractual maturity analysis for non-derivative financial liabilities. The Branch does not hold directly any derivative financial liabilities.

Cash flows realised from financial assets reflect management's expectation as to the timing of realisation. Actual timing may therefore differ from that disclosed. The timing of cash flows presented in the table to settle financial liabilities reflects the earliest contractual settlement dates.

**Financial Instrument Composition and Maturity Analysis**

	Within 1 Year		1 to 5 Years		Over 5 Years		Total	
	2023	2022	2023	2022	2023	2022	2023	2022
	\$	\$	\$	\$	\$	\$	\$	\$
<b>Financial liabilities due for payment</b>								
Trade payables	1,033,769	884,167	-	-	-	-	1,033,769	884,167
Other payables	264,059	246,835	-	-	-	-	264,059	246,835
Borrowings - leases	295,063	304,724	872,407	440,806	-	-	1,167,470	745,530
<b>Total expected outflows</b>	<b>1,592,891</b>	<b>1,435,726</b>	<b>872,407</b>	<b>440,806</b>	<b>-</b>	<b>-</b>	<b>2,465,298</b>	<b>1,876,532</b>
<b>Financial assets – cash flow receivable</b>								
Cash and cash equivalents	15,927,034	14,307,689	-	-	-	-	15,927,034	14,307,689
Trade and other receivables	306,667	140,095	-	-	-	-	306,667	140,095
Investments	2,899,747	2,893,955	-	-	79,189	79,189	2,978,936	2,973,144
<b>Total anticipated inflows</b>	<b>19,133,448</b>	<b>17,341,739</b>	<b>-</b>	<b>-</b>	<b>79,189</b>	<b>79,189</b>	<b>19,212,637</b>	<b>17,420,928</b>
<b>Net inflow on financial instruments</b>	<b>17,540,557</b>	<b>15,906,013</b>	<b>(872,407)</b>	<b>(440,806)</b>	<b>79,189</b>	<b>79,189</b>	<b>16,747,339</b>	<b>15,544,396</b>

**CONSTRUCTION, FORESTRY, MARITIME, MINING AND ENERGY UNION – MINING AND ENERGY DIVISION (QUEENSLAND DISTRICT BRANCH)**

**NOTES TO THE FINANCIAL STATEMENTS (CONTINUED)  
FOR THE YEAR ENDED 30 JUNE 2023**

**Note 15 Financial Instruments (Continued)**

**(c) Market Risk**

i. Interest rate risk

Exposure to interest rate risk arises on financial assets and financial liabilities recognised at the end of the reporting period whereby a future change in interest rates will affect future cash flows or the fair value of fixed rate financial instruments. The Branch is also exposed to earnings volatility on floating rate instruments.

Exposure to interest rate risk arises on financial assets and financial liabilities recognised at the end of the reporting period whereby a future change in interest rates will affect future cash flows or the fair value of fixed rate financial instruments. The Branch is also exposed to earnings volatility on floating rate instruments.

Interest rate risk is managed using a mix of fixed and floating financial instruments. The effective interest rate expenditure to interest rate financial instruments are as follows:

	Weighted Average Effective Interest Rate			
	2023	2022	2023	2022
	%	%	\$	\$
<b>Floating rate instruments</b>				
Cash and cash equivalents	4.79%	1.70%	15,927,034	14,307,689

ii. *Other price risk*

Other price risk relates to the risk that the fair value or future cash flows of a financial instrument will fluctuate because of changes in market prices (other than those arising from interest rate risk or currency risk) of securities held.

The Branch is exposed to other price risk on its investments held in direct shares and capital notes. Such risk is managed through diversification of investments and held in large listed companies with strong credit ratings.

iii. Foreign exchange risk

The Branch is not exposed to direct fluctuations in foreign currencies.

**CONSTRUCTION, FORESTRY, MARITIME, MINING AND ENERGY UNION – MINING AND ENERGY DIVISION (QUEENSLAND DISTRICT BRANCH)**

**NOTES TO THE FINANCIAL STATEMENTS (CONTINUED)  
FOR THE YEAR ENDED 30 JUNE 2023**

**Note 15 Financial Instruments (Continued)**

iv. Price risk  
The Branch is not exposed to any material commodity price risk.

v. Interest rate risk  
The Branch has performed a sensitivity analysis relating to its exposure to interest rate risk at balance date. This sensitivity analysis demonstrates the effect on the current year results and equity which could result from a change in this risk.

vi. Sensitivity Analysis

The following table illustrates sensitivities to the Branch's exposures to changes in interest rates and equity prices. The table indicates the impact of how profit and equity values reported at the end of the reporting period would have been affected by changes in the relevant risk variable that management considers to be reasonably possible.

These sensitivities assume that the movement in a particular variable is independent of other variables.

	<b>Profit</b> \$	<b>Equity</b> \$
<b>Year ended 30 June 2023</b>		
+0.5% in interest rates	<b>79,635</b>	<b>79,635</b>
-0.5% in interest rates	<b>(76,058)</b>	<b>(76,058)</b>
+/- 10% in investments	<b>+/- 289,975</b>	<b>+/- 289,975</b>
<b>Year ended 30 June 2022</b>		
+0.5% in interest rates	71,538	71,538
-0.5% in interest rates	(57,578)	(57,578)
+/- 10% in investments	<b>+/- 262,239</b>	<b>+/- 262,239</b>

No sensitivity analysis has been performed on foreign exchange risk as the Branch has no material direct exposures to currency risk. There have been no changes in any of the assumptions used to prepare the above sensitivity analysis from the prior year.

There have been no changes in any of the assumptions used to prepare the above sensitivity analysis from the prior year.



**CONSTRUCTION, FORESTRY, MARITIME, MINING AND ENERGY UNION – MINING AND ENERGY DIVISION (QUEENSLAND DISTRICT BRANCH)**

**NOTES TO THE FINANCIAL STATEMENTS (CONTINUED)  
FOR THE YEAR ENDED 30 JUNE 2023**

**Note 16 Fair Value Measurement**

**Fair Values**

*Fair value estimation*

The fair values of financial assets and liabilities are presented in the following table and can be compared to their carrying values as presented in the statement of financial position. Fair value is the amount at which an asset could be exchanged, or a liability settled, between knowledgeable, willing parties at an arm's length transaction.

Fair value may be based on information that is estimated or subject to judgment, where changes in assumptions may have a material impact on the amounts estimated. Areas of judgement and the assumptions have been detailed below. Where possible, valuation information used to calculate fair values is extracted from the market, with more reliable information available from markets that are actively traded.

In this regard, fair values for listed securities are obtained from quoted market bid prices. Where securities are unlisted and no market quotes are available, fair value is obtained using discounted cash flow analysis and other valuation techniques commonly used by market participants.

Differences between fair values and carrying amounts of financial instruments with fixed interest rates are due to the change in discount rates being applied by the market since their initial recognition by the Branch. Most of these instruments, which are carried at amortised cost (i.e. accounts receivable), are to be held until maturity and therefore the fair value figures calculated bear little relevance to the Branch.

The following table contains the carrying amounts and related fair values for the Branch's financial assets and liabilities:

	Footnote	2023		2022	
		Carrying value	Fair value	Carrying value	Fair value
		\$	\$	\$	\$
<b>Financial assets</b>					
Cash and cash equivalents	(i)	15,927,034	15,927,034	14,307,689	14,307,689
Accounts receivable and other debtors	(i)	306,667	306,667	140,095	140,095
Investments	(ii)	2,899,747	2,899,747	2,893,955	2,893,955
<b>Total financial assets</b>		<b>19,133,448</b>	<b>19,133,448</b>	<b>17,341,739</b>	<b>17,341,739</b>
<b>Financial liabilities</b>					
Accounts payable and other payables	(i)	1,297,828	1,297,828	1,131,002	1,131,002
Borrowings - leases		1,167,470	1,167,470	745,530	745,530
<b>Total financial liabilities</b>		<b>2,465,298</b>	<b>2,465,298</b>	<b>1,876,532</b>	<b>1,876,532</b>

The fair values disclosed in the above table have been determined based on the following methodologies:

- (i) Cash and cash equivalents, accounts receivable, loans receivable and other debtors and accounts payable and other payables are short-term instruments in nature whose carrying value is equivalent to fair value. Trade and other payables exclude amounts provided for annual leave, which is outside the scope of AASB 139.
- (ii) For listed investments (via a managed investment fund), closing quoted bid prices at the end of the reporting period are used.

**CONSTRUCTION, FORESTRY, MARITIME, MINING AND ENERGY UNION – MINING AND ENERGY DIVISION (QUEENSLAND DISTRICT BRANCH)**

**NOTES TO THE FINANCIAL STATEMENTS (CONTINUED)  
FOR THE YEAR ENDED 30 JUNE 2023**

**Note 16 Fair Value Measurement (Continued)**

The fair values disclosed in the above table have been determined based on the following methodologies:

- (iii) Cash and cash equivalents, accounts receivable and other debtors and accounts payable and other payables are short-term instruments in nature whose carrying value is equivalent to fair value. Trade and other payables exclude amounts provided for annual leave, which is outside the scope of AASB 139.

**Fair Value Hierarchy**

AASB 13: Fair Value Measurement requires the disclosure of fair value information by level of the fair value hierarchy, which categories fair value measurement into one of the three possible levels based on the lowest level that an input that is significant to the measurement can be categorised into as follows:

**Level 1**

Measurements based on quoted prices (unadjusted) in active markets for identical assets or liabilities that the entity can access at the measurement date.

**Level 2**

Measurements based on inputs other than quoted prices included in Level 1 that are observable for the asset or liability, either directly or indirectly.

**Level 3**

Measurements based on unobservable inputs for the asset or liability.

The fair values of assets and liabilities that are not traded in an active market are determined using one or more valuation techniques. These valuation techniques maximise, to the extent possible, the use of observable market data. If all significant inputs required to measure fair value are observable, the asset or liability is included in Level 2. If one or more significant inputs are not based on observable market data, the asset or liability is included in Level 3.

**CONSTRUCTION, FORESTRY, MARITIME, MINING AND ENERGY UNION – MINING AND ENERGY DIVISION (QUEENSLAND DISTRICT BRANCH)**

**NOTES TO THE FINANCIAL STATEMENTS (CONTINUED)  
FOR THE YEAR ENDED 30 JUNE 2023**

**Note 16 Fair Value Measurement (Continued)**

The following tables provide an analysis of financial and non-financial assets and liabilities that are measured at fair value, by fair value hierarchy.

*Fair value hierarchy – 30 June 2023*

	Note	Date of Valuation	Level 1	Level 2	Level 3
			\$	\$	\$
<b>Assets measured at fair value</b>					
<i>Financial assets at fair value through profit or loss</i>					
- Shares in unlisted companies	6F	30 June 2023	-	-	188
- QCU Mackay Property Trust	6F	30 June 2023	-	-	79,001
- Shares in managed investments	5C	30 June 2023	2,899,747		
<i>Non-financial assets measured at fair value</i>					
Land and buildings - Mackay	6A	30 June 2023	-	1,350,000	-
Land and buildings – Emerald	6A	30 June 2016	-	355,000	-
Land and buildings – Dalby (Drayton St)	6A	30 June 2016	-	180,000	-
Land and buildings – Moura	6A	30 June 2016	-	60,000	-
Total assets recognised at fair value on a recurring basis			2,899,747	1,945,000	79,189

The Branch does not have any liabilities that are recorded using a fair value technique.

*Fair value hierarchy – 30 June 2022*

	Note	Date of Valuation	Level 1	Level 2	Level 3
			\$	\$	\$
<b>Assets measured at fair value</b>					
<i>Financial assets at fair value through profit or loss</i>					
- Shares in unlisted companies	6F	30 June 2022	-	-	188
- QCU Mackay Property Trust	6F	30 June 2022	-	-	79,001
- Shares in managed investments	5C	30 June 2022	2,893,955		
<i>Non-financial assets measured at fair value</i>					
Land and buildings – Mackay	6A	30 June 2020	-	1,220,000	-
Land and buildings – Emerald	6A	30 June 2016	-	355,000	-
Land and buildings – Dalby (Drayton St)	6A	30 June 2016	-	180,000	-
Land and buildings - Moura	6A	30 June 2016	-	60,000	-
Total assets recognised at fair value on a recurring basis			2,893,955	1,815,000	79,189

The Branch does not have any liabilities that are recorded using a fair value technique.

**CONSTRUCTION, FORESTRY, MARITIME, MINING AND ENERGY UNION – MINING AND ENERGY DIVISION (QUEENSLAND DISTRICT BRANCH)**

**NOTES TO THE FINANCIAL STATEMENTS (CONTINUED)  
FOR THE YEAR ENDED 30 JUNE 2023**

*Description of significant unobservable inputs*

<b>Asset measured at fair value</b>	<b>Valuation technique</b>	<b>Significant unobservable inputs</b>	<b>Range (weighted average)</b>
Land and buildings	Market	<ul style="list-style-type: none"> <li>Independent market valuation for similar properties is an active market (1)</li> </ul>	3% - 5% (4%)
QCU Mackay Property Trust	Market	<ul style="list-style-type: none"> <li>Independent market valuation for similar properties is an active market (2)</li> </ul>	3% - 5% (4%)

(1) A 4% increase/ (decrease) in the WACC would result in an increase/ (decrease) in fair value by \$77,800

(2) A 4% increase/ (decrease) in the WACC would result in an increase/ (decrease) in fair value by \$3,160.

**Note 17 Section 272 Fair Work (Registered Organisations) Act 2009**

In accordance with the requirements of the *Fair Work (Registered Organisations) Act 2009*, the attention of members is drawn to the provisions of subsections (1) to (3) of section 272, which reads as follows:

Information to be provided to members or Commission:

- (1) A member of a reporting unit, or the General Manager, may apply to the reporting unit for specified prescribed information in relation to the reporting unit to be made available to the person making the application.
- (2) The application must be in writing and must specify the period within which, and the manner in which, the information is to be made available. The period must not be less than 14 days after the application is given to the reporting unit.
- (3) A reporting unit must comply with an application made under subsection (1).

**Note 18 Branch Details**

The registered office of the Branch is:

Level 2, 61 Bowen Street  
SPRING HILL QLD 4000

**Note 19 Segment Information**

The Branch operates solely in one reporting segment, being the provision of industrial services in Queensland.

**CONSTRUCTION, FORESTRY, MARITIME, MINING AND ENERGY UNION – MINING AND ENERGY DIVISION (QUEENSLAND DISTRICT BRANCH)**

**OFFICER'S DECLARATION STATEMENT**

I, Glenn Power, being the District Secretary of the Construction, Forestry, Maritime, Mining and Energy Union – Mining and Energy Division (Queensland District Branch), declare that the following activities did not occur during the reporting period ending 30 June 2023:

The reporting unit did not:

- agree to receive financial support from another reporting unit to continue as a going concern (refers to agreement regarding financial support not dollar amount)
- agree to provide financial support to another reporting unit to ensure they continue as a going concern (refers to agreement regarding financial support not dollar amount)
- acquire an asset or liability due to an amalgamation under Part 2 of Chapter 3 of the RO Act, a restructure of the branches of an organisation, a determination or revocation by the General Manager, Fair Work Commission
- receive capitation fees from another reporting unit
- receive revenue from undertaking recovery of wages activity
- incur fees as consideration for employers making payroll deductions of membership subscriptions
- pay compulsory levies
- pay a grant that was \$1,000 or less
- pay a grant that exceeded \$1,000
- pay separation and redundancy to holders of office
- pay separation and redundancy to employees (other than holders of office)
- pay to a person fees or allowances to attend conferences or meetings as a representative of the reporting unit
- pay a penalty imposed under the RO Act or the *Fair Work Act 2009*
- have a receivable with other reporting unit(s)
- have a payable to an employer for that employer making payroll deductions of membership subscriptions
- have a payable in respect of legal costs relating to other legal matters
- have a separation and redundancy provision in respect of holders of office
- have a long service leave provision in respect of holders of office
- have other employee provisions in respect of holders of office
- have a separation and redundancy provision in respect of employees (other than holders of office)
- have other employee provisions in respect of employees (other than holders of office)

**CONSTRUCTION, FORESTRY, MARITIME, MINING AND ENERGY UNION – MINING AND ENERGY DIVISION (QUEENSLAND DISTRICT BRANCH)**

**OFFICER'S DECLARATION STATEMENT (CONTINUED)**

- have a fund or account for compulsory levies, voluntary contributions or required by the rules of the organisation or branch
- transfer to or withdraw from a fund (other than the general fund), account, asset or controlled entity
- have another entity administer the financial affairs of the reporting unit
- make a payment to a former related party of the reporting unit



Glenn Power  
District Secretary

20 November 2023

Brisbane